

FLUSHING END CAP

10" DIAM. ROUND VALVE BOX TO BE FLUSH AND LEVEL WITH FINISH GRADE. BOX TO HAVE BOLT DOWN LID LABELED "IRRIGATION" (BURN 'F' INTO LID) (PROVIDE BOLTS AND SECURE PER MANUFACTURER'S RECOMMENDATIONS).

FLEXIBLE DRIP TUBING LINE. PROVIDE ENOUGH SLACK SO END CAN BE AIMED OUTSIDE OF BOX - 3/4" FLEXIBLE ALGAE RESISTANT TUBING

FINISH GRADE

4" - 6" MIN. DEPTH

CLEANED AND WASHED 3/8" PEA GRAVEL 6" DEEP

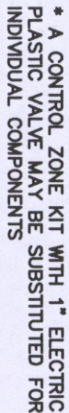
UNDISTURBED OR COMPACTED NATIVE SOIL

NOTE:

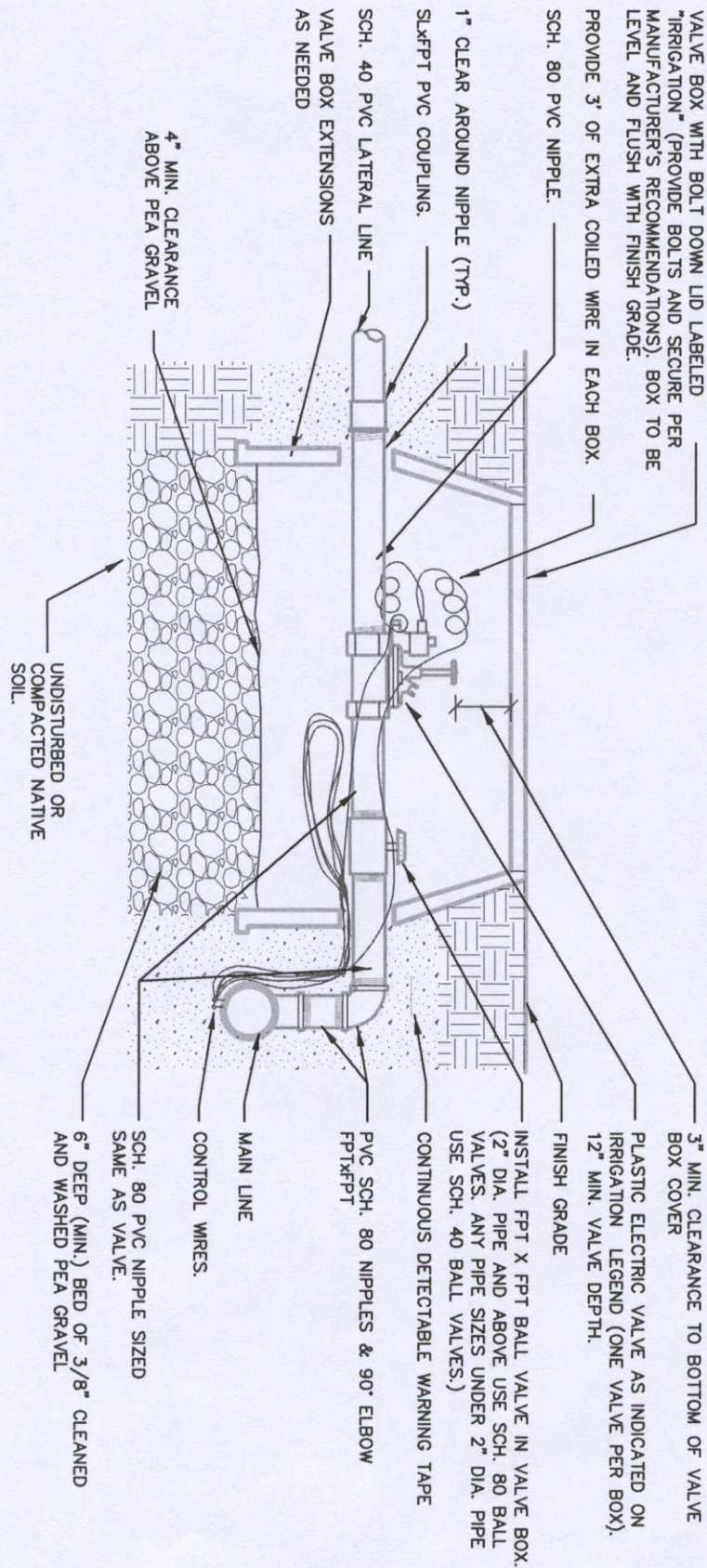
1. ALL DRAIN ROCK IN VALVE BOXES TO BE 3/8" CLEANED AND WASHED PEA GRAVEL

SCALE: NTS

NO.	REVISION	DATE	Standard Irrigation Detail	File Name:
			TYPICAL FLUSHING END CAP DETAIL	[H:\landscape details\FLUSHING.dwg]
				Landscape Detail Number: L-XX
				Date: 2/2007 Page: 14



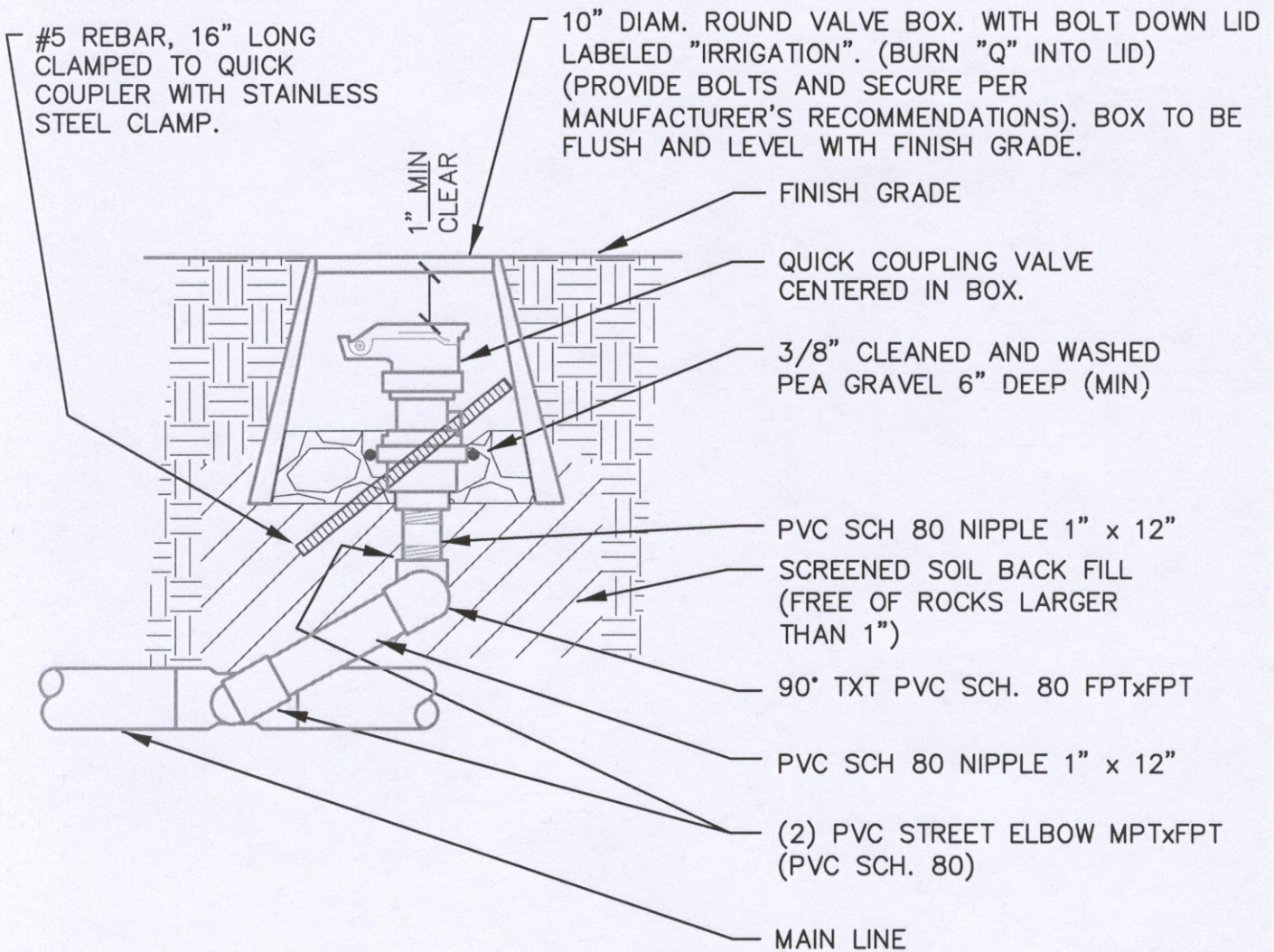
Page: 15



SCALE: NTS

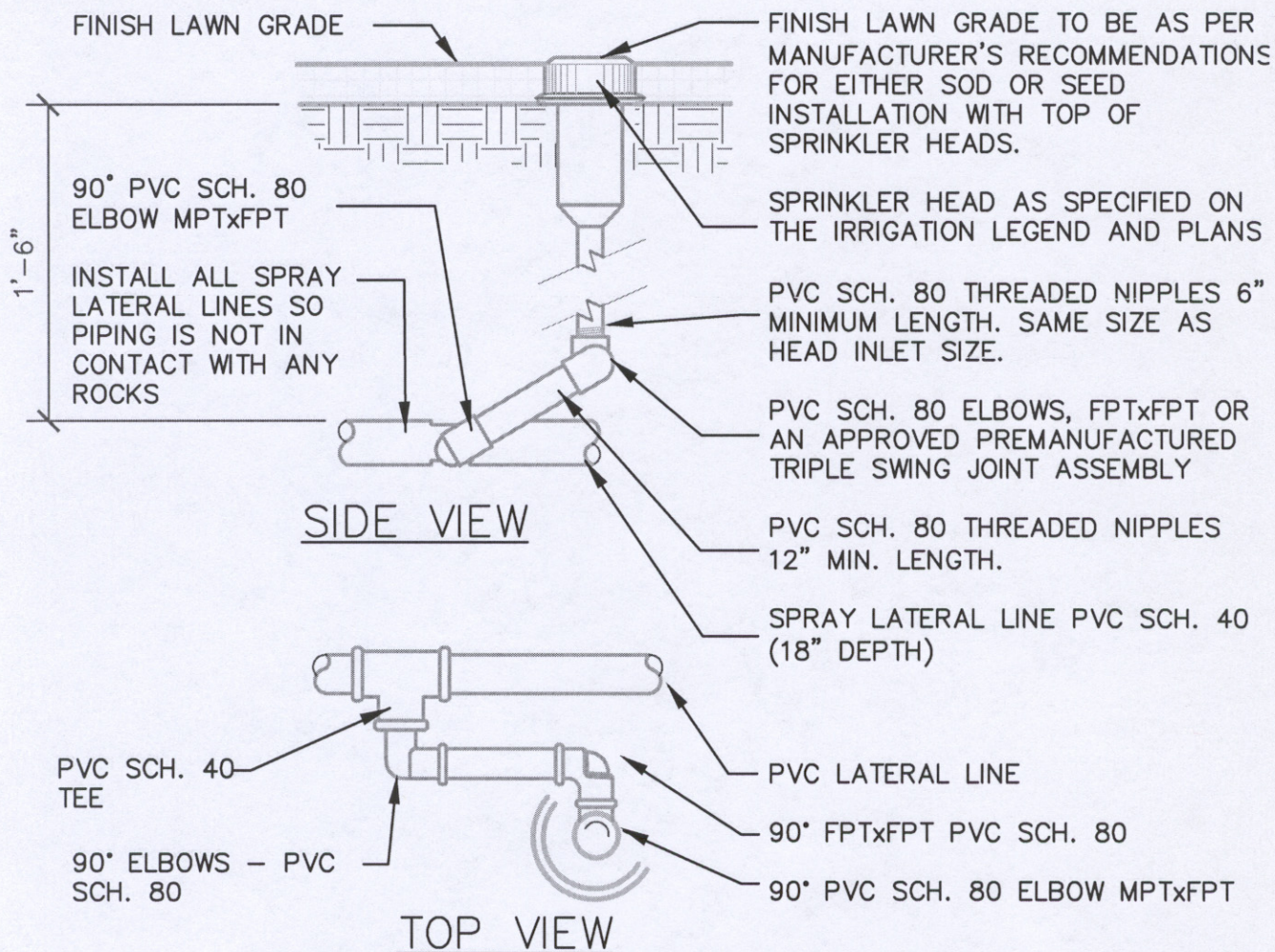
Standard Irrigation Detail			File Name:	
NO.	REVISION	DATE	[H:\landscape details\spray-valve.dwg]	
			Landscape Detail Number:	
			L-XX	
			Date: 2/2007	Page: 16

TYPICAL SPRAY VALVE DETAIL



SCALE: NTS

NO.	REVISION	DATE	Standard Irrigation Detail	File Name:
			TYPICAL QUICK COUPLING VALVE DETAIL	[H:\landscape details\QUICKVALVE.dwg]
				Landscape Detail Number:
				L-XX
				Date: 2/2007 Page: 17

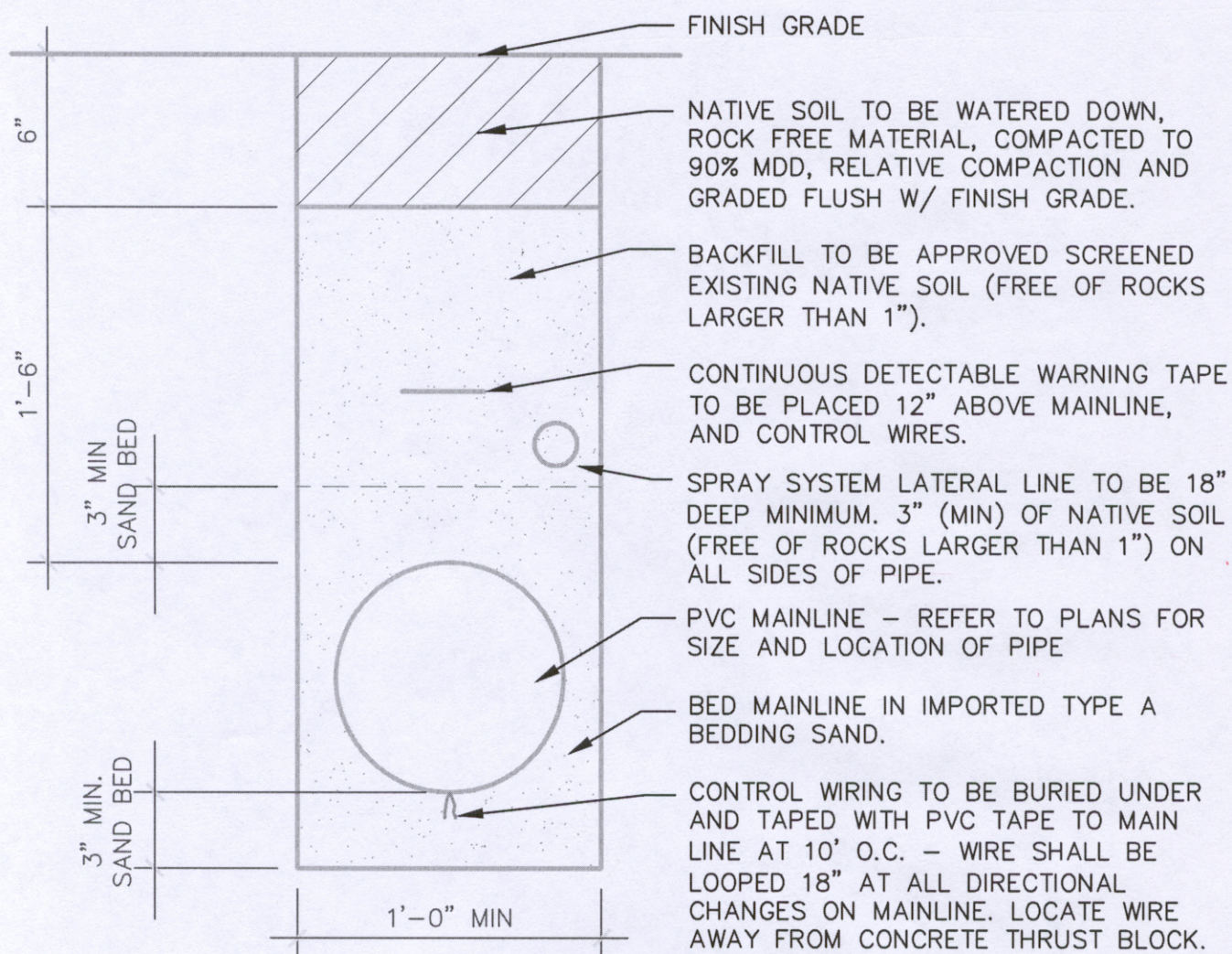


NOTE:

1. MARLEX STREET ELBOWS MAY BE SUBSTITUTED FOR 90° PVC SCH. 80 ELBOWS.

SCALE: NTS

NO.	REVISION	DATE	Standard Irrigation Detail	File Name:
			TYPICAL ROTOR/POP-UP HEAD DETAIL	[H:\Landscape details\ROTOR.dwg]
				Landscape Detail Number: L-XX
				Date: 2/2007
				Page: 18



SCALE: NTS

NO.	REVISION	DATE	Standard Irrigation Detail	File Name:
			TYPICAL IRRIGATION TRENCH WALL SECTION DETAIL	[H:\Landscape details\TRENCH1.dwg]
				Landscape Detail Number: L-XX
				Date: 2/2007
				Page: 19