

**PARKS AND RECREATION COMMISSION  
STAFF REPORT**

**MEETING DATE:** February 3, 2015

**AGENDA ITEM NUMBER:** 3C

**APPLICANT:** Scott Fahrenbruch, Deputy Director  
Vern Krahn, Senior Park Planner

**REQUEST:** Discussion only regarding the overall condition of both paved and unpaved trails maintained by the Carson City Parks & Recreation Department

**GENERAL DISCUSSION:** The Parks Division of the Parks and Recreation Department is responsible for maintaining the vast majority of both paved and unpaved paths in our community. These paths are primarily used for walking, jogging, biking, and also as a critical mode of transportation for young and old alike. Many school-aged children depend on our paths and trails to get to and from school. Some of the more heavily used paved paths include the Linear Park Trail that goes from Roop Street by Governors Field all the way to the Moffat Open Space Property, the V&T Multi-Use Path from Murphy Drive to Ash Canyon Road by Western Nevada College, and the NDOT paths adjacent to the Carson City Freeway.

Some of the more prominent and heavily used unpaved trails are the Riverview Wetlands Trails, which begins at the Korean War Veterans Memorial Park at the east end of Fifth Street to the Carson River, the Mexican Ditch Trail which meanders alongside the Mexican Ditch in east Carson City, the Ambrose Carson River Natural Area just east of Empire Ranch Golf Course off of Deer Run Road, and the Empire Ranch Trails that encircle the Empire Ranch Golf Course.

Our goal is always to maintain all of our paved and unpaved paths and trails as a Level 1, as described in the section of the Parks and Recreation Master Plan titled "Performance Levels" (see Exhibit A). The factor we unfortunately do not have as much control over is the available funding for ongoing maintenance and repairs, especially as it applies to the paved concrete and asphalt paths. We are considerably behind on our deferred maintenance at many of these facilities, especially with much needed asphalt overlaying and fog sealing, which will be covered in greater detail at the meeting. And of course the lack of available manpower is always a challenge, but staff believes we are still able to provide a reasonably good quality and safe product in the maintenance we perform city-wide to all paths and trails under our control.

Provided as Exhibit B are examples of some of the paved and unpaved paths and trails we maintain. At the meeting we will put them up on the screen and point out some of the maintenance priorities and challenges we face in these areas.

**RECOMMENDED ACTION:** This item is for discussion only. No action can be taken at this time.


## 6.13.1 IMPLEMENTATION STRATEGIES


1. Do a season-long comparison between new and older maintenance systems (especially irrigation, lighting) to document the savings that may be achieved through upgrades. Petition the Board of Supervisors for budget increases accordingly.
2. Develop a system to monitor and predict maintenance needs for existing and new parks, grounds, and buildings. Ensure that budgeting for all new facilities includes adequate provisions for maintenance. Table 6.2 summarizes the 5 Maintenance Levels:


TABLE 6.3: PERFORMANCE LEVELS

	TURF			NON-TURF	
	1	2	3	1	2
TURF	Well-manicured, healthy, vibrant free (less than 1%) of unwanted vegetation or weeds.	Appears healthy and maintained, but may contain low levels (1%+) of weeds and unwanted vegetation.	Some dry, discolored turf due to irrigation programming or malfunction. Weed infestations.	Good aesthetic appearance of trees and shrubs. Landscaped areas generally free of weeds.	Fair aesthetic appearance of trees and shrubs. Some weeds.
LITTER	Little or none	Little or no litter, except for weekends Oct - march	Frequently found, vandalism also	Minimal litter evident.	Some litter present most of the time.
TREES/SHRUBS	Manicured, pruned, well-maintained	Same as Level 1, except slower response - no daily staff visits.		See Turf category above	See Turf category above
RESTROOMS	Clean, stocked, open at all times, accessible, maintained in good condition.	Same as Level 1 except slower response time - no daily staff visits to site.	No restrooms available, except through scheduled activities	N/A	N/A
AMENITIES	Good condition and appearance, replacements in a timely manner	Same as level 1 except slower response time - no daily staff visits to site.	Less than adequate condition, or closed for repairs.	Amenities in good working order. Paths and trails in good condition, no erosion problems.	Paths have ruts and erosion. Amenities often closed for repairs
SNOW AND ICE	Hard surfaces cleared within 24 hours of snowfall	Same as Level 1 except weekend accumulation cleared on Mondays	Some areas of parks may be inaccessible due to snow	Snow and ice cleared within 24 hours	Same as Level 1, except weekend snows removed on Mondays

**Exhibit B**









WAL-MART  
WAL-MART CENTER  
30000 sq. ft.  
OPEN 24 HOURS

THE HOME DEPOT







