

Olivia John


From: Hope Sullivan <HSullivan@carson.org>
Sent: Wednesday, April 28, 2021 1:05 PM
To: Olivia John
Cc: Stephen Pottey
Subject: FW: Empire Ranch Golf Course Vehicle Trip Generation Data and Calculation
Attachments: Empire Ranch Golf Course Player Rounds 2021 - Confidential.pdf; Empire Ranch Golf, Special Event, Employee, and Flat Field Vehicle Trip Generation Data & Calculation.pdf; Empire Ranch Golf Course Player Rounds 2020 - Confidential.pdf

O:

Please print email and attachments. Attachments must be date stamped. Please add to energov, have June run 14 copies, and I'll take the original and add it to the file.

Thank you.

Hope Sullivan, AICP
Planning Manager
Carson City, NV
108 E. Proctor Street
Carson City, NV
775-283-7922



From: marc radow <marc@radow.net>
Sent: Wednesday, April 28, 2021 1:00 PM
To: Hope Sullivan <HSullivan@carson.org>; Planning Department <planning@carson.org>
Subject: Empire Ranch Golf Course Vehicle Trip Generation Data and Calculation

This message originated outside of Carson City's email system. Use caution if this message contains attachments, links, or requests for information.

Hope,


In following through in our conversation and meeting yesterday, please find the data concerning vehicle trip generation (traffic) for all uses at the Empire Ranch Golf Course facility; Golf, Clubhouse, Employees, Special Events, and Flat Fields.

Some of this information is sensitive as to the financials of the business. If there is a reasonable means to protect and / or limit the distribution of this data, that would be very much appreciated.

Marc

--

Marc Radow
Reno, NV 89511
Marc@Radow.net
775-745-7520



(Summary / by Group, Reservation Type)

Between 1/1/2021 and 4/28/2021

Booking Group	Reservation Type	January	February	March	April	Total
Empire Ranch GC		797	879	1180	1547	4403
	Public	273	392	463	574	1702
	Walkup	524	487	717	973	2701
GolfNow		188	190	271	353	1002
	GolfNow	188	190	271	353	1002
GolfNow 9 Hole		0	0	0	5	5
	GolfNow	0	0	0	5	5
TeeOff.com		20	9	24	25	78
	TeeOff.com	20	9	24	25	78
Web Empire Ranch GC P18R		89	86	196	205	576
	Public	89	86	196	205	576
Web Empire Ranch GC P18W		3	2	4	16	25
	Public	3	2	4	16	25
Web Empire Ranch GC P9R		0	8	19	40	67
	Public	0	8	19	40	67
Web Empire Ranch GC P9W		0	0	1	8	9
	Public	0	0	1	8	9
Total Golfers:		1097	1174	1695	2199	6165

RECEIVED

APR 28 2021

CARSON CITY
PLANNING DIVISION

Empire Ranch Golf, Special Event, Employee, and Flat Field Vehicle Trip Generation Data & Calculation

Date	Golf Patrons (Players)				Golf & Staff Employees	Special Events*			Flat Field	Total Empire Ranch Vehicle Trips / Day (Golf, Flat Field, Clubhouse, Employees)
	Rounds Played (Total Visitors) Per Month	Ave Players / Day (30)	Est. 1.5 persons / Vehicle	Vehicle trips (in/Out)	7 Employees x 2 Trips / day	2 Events / Month (Summer)	Ave Attendance	Est. 2 Persons / Vehicle	(ITE Data)	
Jan-20	657	22	15	29	28				71	128
Feb-20	1,369	46	30	61	28				71	129
Mar-20	754	25	17	34	28				71	116
Apr-20	285	10	6	13	28	2	30	15	71	120
May-20	3,146	105	70	140	28	2	42	21	71	190
Jun-20	3,068	102	68	136	28	2	29	15	71	182
Jul-20	3,153	105	70	140	28	2	18	9	71	178
Aug-20	3,163	105	70	141	28	2	34	17	71	186
Sep-20	2,770	92	62	123	28	2	28	14	71	175
Oct-20	2,854	95	63	127	28				71	162
Nov-20	1,394	46	31	62	28				71	130
Dec-20	1,104	37	25	49	28				71	124
Jan-21	1,097	37	24	49	28				71	123
Feb-21	1,174	39	26	52	28				71	125
Mar-21	1,685	56	37	75	28				71	136
Apr-21	2,198	73	49	98	28				71	148

*Special Events are After Dark Activities

Columns are added to calculate Total Vehicle Trips
Total Vehicle Trips

RECEIVED

APR 28 2021

CARSON CITY
PLANNING DIVISION

Summary / by Group, Reservation Type)
between 1/1/2020 and 12/31/2020

Booking Group	Reservation Type	January	February	March	April	May	June	July	August	September	October	November	December	Total
Empire Ranch GC		534	1100	568	218	2177	2192	2441	2344	2048	1953	989	862	17426
	League	0	0	0	0	0	0	8	4	0	0	0	0	12
	Public	126	662	58	16	607	1033	958	1129	779	641	324	202	6535
	Walkup	408	438	510	202	1570	1159	1475	1211	1269	1312	665	660	10879
EZLinks Prepaid (B-Web)		87	114	85	22	135	97	47	0	0	0	0	0	587
	EZLinks - Prepaid Tee Times	64	72	54	22	109	97	47	0	0	0	0	0	465
	Mobile App	23	42	31	0	26	0	0	0	0	0	0	0	122
golfNow		16	102	85	26	484	414	299	350	415	414	238	151	2994
	GolfNow	16	102	85	26	482	414	299	350	415	414	238	151	2982
	Mobile App	0	0	0	0	2	0	0	0	0	0	0	0	2
golfNow 9 Hole		0	0	0	0	0	0	0	4	27	20	6	4	61
	GolfNow	0	0	0	0	0	0	0	4	27	20	6	4	61
teeOff.com		4	21	2	0	22	12	32	71	34	26	13	2	239
	TeeOff.com	3	11	0	0	8	12	32	71	34	26	13	2	212
	Mobile App	1	10	2	0	14	0	0	0	0	0	0	0	27
Web Empire Ranch GC P18R		14	30	10	13	293	297	269	314	202	183	108	66	1799
	Public	14	30	10	13	293	297	269	314	202	183	108	66	1799
Web Empire Ranch GC P18W		0	0	2	0	5	7	5	7	1	5	7	1	40
	Public	0	0	2	0	5	7	5	7	1	5	7	1	40
Web Empire Ranch GC P9R		2	2	2	4	28	44	60	57	41	48	33	18	339
	Public	2	2	2	4	28	44	60	57	41	48	33	18	339
Web Empire Ranch GC P9W		0	0	0	2	2	5	0	16	2	5	0	0	32
	Public	0	0	0	2	2	5	0	16	2	5	0	0	32
	Total Golfers:	657	1369	754	285	3146	3068	3153	3163	2770	2654	1394	1104	23517

RECEIVED
APR 28 2021
CARSON CITY
PLANNING DIVISION


Olivia John

From: Hope Sullivan <HSullivan@carson.org>
Sent: Wednesday, April 28, 2021 1:05 PM
To: Olivia John
Cc: Stephen Pottey
Subject: FW: Empire Ranch Golf Course Vehicle Trip Generation Data and Calculation
Attachments: Empire Ranch Golf Course Player Rounds 2021 - Confidential.pdf; Empire Ranch Golf, Special Event, Employee, and Flat Field Vehicle Trip Generation Data & Calculation.pdf; Empire Ranch Golf Course Player Rounds 2020 - Confidential.pdf

D:
Please print email and attachments. Attachments must be date stamped. Please add to energov, have June run 14 copies, and I'll take the original and add it to the file.

Thank you.

Hope Sullivan, AICP
Planning Manager
Carson City, NV
108 E. Proctor Street
Carson City, NV
775-283-7922




From: marc radow <marc@radow.net>
Sent: Wednesday, April 28, 2021 1:00 PM
To: Hope Sullivan <HSullivan@carson.org>; Planning Department <planning@carson.org>
Subject: Empire Ranch Golf Course Vehicle Trip Generation Data and Calculation

This message originated outside of Carson City's email system. Use caution if this message contains attachments, links, or requests for information.

Hope,
Following through in our conversation and meeting yesterday, please find the data concerning vehicle trip generation (traffic) for all uses at the Empire Ranch Golf Course facility; Golf, Clubhouse, Employees, Special Events, and Flat Fields.
Some of this information is sensitive as to the financials of the business. If there is a reasonable means to protect and / or limit the distribution of this data, that would be very much appreciated.
Marc

--

Marc Radow
Reno, NV 89511
Marc@Radow.net
775-745-7520



(Summary / by Group, Reservation Type)

Between 1/1/2021 and 4/28/2021

Booking Group	Reservation Type	January	February	March	April	Total
Empire Ranch GC		797	879	1180	1547	4403
	Public	273	392	463	574	1702
	Walkup	524	487	717	973	2701
GolfNow		188	190	271	353	1002
	GolfNow	188	190	271	353	1002
GolfNow 9 Hole		0	0	0	5	5
	GolfNow	0	0	0	5	5
TeeOff.com		20	9	24	25	78
	TeeOff.com	20	9	24	25	78
Web Empire Ranch GC P18R		89	86	196	205	576
	Public	89	86	196	205	576
Web Empire Ranch GC P18W		3	2	4	16	25
	Public	3	2	4	16	25
Web Empire Ranch GC P9R		0	8	19	40	67
	Public	0	8	19	40	67
Web Empire Ranch GC P9W		0	0	1	8	9
	Public	0	0	1	8	9
Total Golfers:		1097	1174	1695	2199	6165

RECEIVED

APR 28 2021

CARSON CITY
PLANNING DIVISION

Empire Ranch Golf, Special Event, Employee, and Flat Field Vehicle Trip Generation Data & Calculation

Date	Golf Patrons (Players)				Golf & Staff Employees	Special Events*			Flat Field	Total Empire Ranch Vehicle Trips / Day (Golf, Flat Field, Clubhouse, Employees)
	Rounds Played (Total Visitors) Per Month	Ave Players / Day (30)	Est. 1.5 persons / Vehicle	Vehicle trips (in/Out)	7 Employees x 2 Trips / day	2 Events / Month (Summer)	Ave Attendance	Est. 2 Persons / Vehicle	(ITE Data)	
Jan-20	657	22	15	29	28				71	128
Feb-20	1,369	46	30	61	28				71	129
Mar-20	754	25	17	34	28				71	116
Apr-20	285	10	6	13	28	2	30	15	71	120
May-20	3,146	105	70	140	28	2	42	21	71	190
Jun-20	3,068	102	68	136	28	2	29	15	71	182
Jul-20	3,153	105	70	140	28	2	18	9	71	178
Aug-20	3,163	105	70	141	28	2	34	17	71	186
Sep-20	2,770	92	62	123	28	2	28	14	71	175
Oct-20	2,854	95	63	127	28				71	162
Nov-20	1,394	46	31	62	28				71	130
Dec-20	1,104	37	25	49	28				71	124
Jan-21	1,097	37	24	49	28				71	123
Feb-21	1,174	39	26	52	28				71	125
Mar-21	1,685	56	37	75	28				71	136
Apr-21	2,198	73	49	98	28				71	148

*Special Events are After Dark Activities

Columns are added to calculate Total Vehicle Trips
Total Vehicle Trips

RECEIVED

APR 28 2021

CARSON CITY
PLANNING DIVISION

Summary / by Group, Reservation Type)

between 1/1/2020 and 12/31/2020

Booking Group	Reservation Type	January	February	March	April	May	June	July	August	September	October	November	December	Total
Empire Ranch GC		534	1100	568	218	2177	2192	2441	2344	2048	1953	989	862	17426
	League	0	0	0	0	0	0	8	4	0	0	0	0	12
	Public	126	662	58	16	607	1033	958	1129	779	641	324	202	6535
	Walkup	408	438	510	202	1570	1159	1475	1211	1269	1312	665	660	10879
EZLinks Prepaid (B-Web)		87	114	85	22	135	97	47	0	0	0	0	0	587
	EZLinks - Prepaid Tee Times	64	72	54	22	109	97	47	0	0	0	0	0	465
	Mobile App	23	42	31	0	26	0	0	0	0	0	0	0	122
GolfNow		16	102	85	26	484	414	299	350	415	414	238	151	2994
	GolfNow	16	102	85	26	482	414	299	350	415	414	238	151	2992
	Mobile App	0	0	0	0	2	0	0	0	0	0	0	0	2
GolfNow 9 Hole		0	0	0	0	0	0	0	4	27	20	6	4	61
	GolfNow	0	0	0	0	0	0	0	4	27	20	6	4	61
TeeOff.com		4	21	2	0	22	12	32	71	34	26	13	2	239
	TeeOff.com	3	11	0	0	8	12	32	71	34	26	13	2	212
	Mobile App	1	10	2	0	14	0	0	0	0	0	0	0	27
Web Empire Ranch GC P18R		14	30	10	13	293	297	269	314	202	183	108	66	1799
	Public	14	30	10	13	293	297	269	314	202	183	108	66	1799
Web Empire Ranch GC P18W		0	0	2	0	5	7	5	7	1	5	7	1	40
	Public	0	0	2	0	5	7	5	7	1	5	7	1	40
Web Empire Ranch GC P9R		2	2	2	4	28	44	60	57	41	48	33	18	339
	Public	2	2	2	4	28	44	60	57	41	48	33	18	339
Web Empire Ranch GC P9W		0	0	0	2	2	5	0	16	2	5	0	0	32
	Public	0	0	0	2	2	5	0	16	2	5	0	0	32
	Total Golfers:	657	1369	754	285	3146	3068	3153	3163	2770	2654	1394	1104	23517

RECEIVED

APR 28 2021

CARSON CITY
PLANNING DIVISION