

101

Statistics TOTAL

Registered Voters - Total	1,183
Ballots Cast - Total	669
Voter Turnout - Total	56.55%

UNITED STATES SENATE

Vote For 1

	TOTAL	VOTE %	
DEM CORTEZ MASTO, CATHERINE	340	50.82%	<div style="width: 50.82%;"><div style="width: 50.82%;"></div></div>
REP LAXALT, ADAM PAUL	300	44.84%	<div style="width: 44.84%;"><div style="width: 44.84%;"></div></div>
NPP LINDEMANN, BARRY	2	0.30%	<div style="width: 0.30%;"><div style="width: 0.30%;"></div></div>
IAP RUBINSON, BARRY	11	1.64%	<div style="width: 1.64%;"><div style="width: 1.64%;"></div></div>
LPN SCOTT, NEIL	5	0.75%	<div style="width: 0.75%;"><div style="width: 0.75%;"></div></div>
NONE OF THESE CANDIDATES	11	1.64%	<div style="width: 1.64%;"><div style="width: 1.64%;"></div></div>
Total Votes Cast	669	100.00%	<div style="width: 100%;"><div style="width: 100%;"></div></div>
Contest Totals	669		

US REPRESENTATIVE IN CONGRESS DISTRICT 2

Vote For 1

	TOTAL	VOTE %	
REP AMODEI, MARK E.	354	53.31%	<div style="width: 53.31%;"><div style="width: 53.31%;"></div></div>
LPN BABER, DARRYL	5	0.75%	<div style="width: 0.75%;"><div style="width: 0.75%;"></div></div>
IAP BEST, RUSSELL	14	2.11%	<div style="width: 2.11%;"><div style="width: 2.11%;"></div></div>
DEM KRAUSE, ELIZABETH	291	43.83%	<div style="width: 43.83%;"><div style="width: 43.83%;"></div></div>
Total Votes Cast	664	100.00%	<div style="width: 100%;"><div style="width: 100%;"></div></div>
Contest Totals	669		

GOVERNOR








Vote For 1

	TOTAL	VOTE %	
IAP BRIDGES, ED	14	2.10%	<div style="width: 2.10%;"><div style="width: 2.10%;"></div></div>
LPN DAVIS, BRANDON	7	1.05%	<div style="width: 1.05%;"><div style="width: 1.05%;"></div></div>
REP LOMBARDO, JOE	315	47.30%	<div style="width: 47.30%;"><div style="width: 47.30%;"></div></div>
DEM SISOLAK, STEVE	318	47.75%	<div style="width: 47.75%;"><div style="width: 47.75%;"></div></div>
NONE OF THESE CANDIDATES	12	1.80%	<div style="width: 1.80%;"><div style="width: 1.80%;"></div></div>
Total Votes Cast	666	100.00%	<div style="width: 100%;"><div style="width: 100%;"></div></div>
Contest Totals	669		

101







LIEUTENANT GOVERNOR

Vote For 1

	TOTAL	VOTE %	
REP ANTHONY, STAVROS	315	47.37%	
DEM CANO BURKHEAD, ELIZABETH	306	46.02%	
NPP DELAP, JOHN "TREY"	3	0.45%	
IAP HOGE, WILLIAM	15	2.26%	
LPN TACHQUIN, JAVI "TRUJILLO"	8	1.20%	
NONE OF THESE CANDIDATES	18	2.71%	
Total Votes Cast	665	100.00%	
Contest Totals	669		







SECRETARY OF STATE

Vote For 1

	TOTAL	VOTE %	
DEM AGUILAR, FRANCISCO "CISCO"	328	49.70%	
LPN CRANE, ROSS	9	1.36%	
IAP HANSEN, JANINE	18	2.73%	
REP MARCHANT, JIM	292	44.24%	
NONE OF THESE CANDIDATES	13	1.97%	
Total Votes Cast	660	100.00%	
Contest Totals	669		






STATE TREASURER

Vote For 1

	TOTAL	VOTE %	
DEM CONINE, ZACH	324	48.87%	
LPN ELLIOTT, BRYAN	12	1.81%	
REP FIORE, MICHELE	293	44.19%	
IAP HENDRICKSON, MARGARET	18	2.71%	
NONE OF THESE CANDIDATES	16	2.41%	
Total Votes Cast	663	100.00%	
Contest Totals	669		

STATE CONTROLLER

Vote For 1

	TOTAL	VOTE %	
REP MATTHEWS, ANDY	324	49.02%	
LPN PROFETA, JED W.	15	2.27%	
DEM SPIEGEL, ELLEN	304	45.99%	
NONE OF THESE CANDIDATES	18	2.72%	
Total Votes Cast	661	100.00%	
Contest Totals	669		

101

ATTORNEY GENERAL

Vote For 1

	TOTAL	VOTE %	
REP CHATTAH, SIGAL	263	39.67%	
DEM FORD, AARON D.	348	52.49%	
LPN KENNEDY, JOHN T.	23	3.47%	
NONE OF THESE CANDIDATES	29	4.37%	
Total Votes Cast	663	100.00%	
Contest Totals	669		

STATE SENATE, DISTRICT 16

Vote For 1

	TOTAL	VOTE %	
REP KRASNER, LISA	340	52.47%	
DEM SIMS, AARON	308	47.53%	
Total Votes Cast	648	100.00%	
Contest Totals	669		

STATE ASSEMBLY, DISTRICT 40

Vote For 1

	TOTAL	VOTE %	
DEM MCDANIEL, SHANNON C.	310	47.40%	
REP O'NEILL, PHILIP "PK"	328	50.15%	
LPN TOLL, SAM	16	2.45%	
Total Votes Cast	654	100.00%	
Contest Totals	669		

JUSTICE OF THE SUPREME COURT, SEAT A

Vote For 1

	TOTAL	VOTE %	
NP BELL, LINDA	449	74.71%	
NONE OF THESE CANDIDATES	152	25.29%	
Total Votes Cast	601	100.00%	
Contest Totals	669		

JUSTICE OF THE SUPREME COURT, SEAT E

Vote For 1

	TOTAL	VOTE %	
NP PARRAGUIRRE, RON D.	456	75.50%	
NONE OF THESE CANDIDATES	148	24.50%	
Total Votes Cast	604	100.00%	
Contest Totals	669		

101

COURT OF APPEALS JUDGE, DEPARTMENT 1

Vote For 1

	TOTAL	VOTE %
NP FORSBERG, RHONDA K.	156	25.37%
NP WESTBROOK, DEBORAH	306	49.76%
NONE OF THESE CANDIDATES	153	24.88%
Total Votes Cast	615	100.00%
Contest Totals	669	

COURT OF APPEALS JUDGE, DEPARTMENT 2

Vote For 1

	TOTAL	VOTE %
NP GIBBONS, MICHAEL	452	75.71%
NONE OF THESE CANDIDATES	145	24.29%
Total Votes Cast	597	100.00%
Contest Totals	669	

COURT OF APPEALS JUDGE, DEPARTMENT 3

Vote For 1

	TOTAL	VOTE %
NP BULLA, BONNIE	419	71.50%
NONE OF THESE CANDIDATES	167	28.50%
Total Votes Cast	586	100.00%
Contest Totals	669	

SCHOOL TRUSTEE, DISTRICT 1

Vote For 1

	TOTAL	VOTE %
NP RAMIREZ, MARIA "LUPE"	334	55.02%
NP STINSON, JASON	273	44.98%
Total Votes Cast	607	100.00%
Contest Totals	669	

SCHOOL TRUSTEE, DISTRICT 6

Vote For 1

	TOTAL	VOTE %
NP COBB-ADAMS, SHANNA	266	45.78%
NP WALT, MOLLY	315	54.22%
Total Votes Cast	581	100.00%
Contest Totals	669	

101

CLERK-RECORDER

Vote For 1

	TOTAL	VOTE %
NP HOEN, WILLIAM "SCOTT"	273	45.35%
NP WILKE-MCCULLOCH, STACIE	329	54.65%
Total Votes Cast	602	100.00%
Contest Totals	669	

BOARD OF SUPERVISORS, WARD 1

Vote For 1

	TOTAL	VOTE %
NP BRADSHAW, WADE	257	42.41%
NP GIOMI, STACEY	349	57.59%
Total Votes Cast	606	100.00%
Contest Totals	669	

BOARD OF SUPERVISORS, WARD 3

Vote For 1

	TOTAL	VOTE %
NP HORTON, CURTIS	342	57.77%
NP WELLS, JAMES R.	250	42.23%
Total Votes Cast	592	100.00%
Contest Totals	669	

QUESTION NO. 1

Vote For 1

	TOTAL	VOTE %
YES	367	56.29%
NO	285	43.71%
Total Votes Cast	652	100.00%
Contest Totals	669	

QUESTION NO. 2

Vote For 1

	TOTAL	VOTE %
YES	338	51.92%
NO	313	48.08%
Total Votes Cast	651	100.00%
Contest Totals	669	

QUESTION NO. 3




Vote For 1

	TOTAL	VOTE %
YES	354	53.96%
NO	302	46.04%
Total Votes Cast	656	100.00%
Contest Totals	669	

101

QUESTION NO. CC 1

Vote For 1

	TOTAL	VOTE %	
YES	410	62.31%	
NO	248	37.69%	
Total Votes Cast	658	100.00%	
Contest Totals	669		

103

Statistics TOTAL

Registered Voters - Total	1,174
Ballots Cast - Total	985
Voter Turnout - Total	83.90%

UNITED STATES SENATE

Vote For 1

	TOTAL	VOTE %	
DEM CORTEZ MASTO, CATHERINE	487	49.54%	<div style="width: 49.54%; background-color: #f1c40f;"></div>
REP LAXALT, ADAM PAUL	472	48.02%	<div style="width: 48.02%; background-color: #f1c40f;"></div>
NPP LINDEMANN, BARRY	4	0.41%	<div style="width: 0.41%; background-color: #f1c40f;"></div>
IAP RUBINSON, BARRY	6	0.61%	<div style="width: 0.61%; background-color: #f1c40f;"></div>
LPN SCOTT, NEIL	8	0.81%	<div style="width: 0.81%; background-color: #f1c40f;"></div>
NONE OF THESE CANDIDATES	6	0.61%	<div style="width: 0.61%; background-color: #f1c40f;"></div>
Total Votes Cast	983	100.00%	<div style="width: 100%; background-color: #f1c40f;"></div>
Contest Totals	985		

US REPRESENTATIVE IN CONGRESS DISTRICT 2

Vote For 1

	TOTAL	VOTE %	
REP AMODEI, MARK E.	552	56.27%	<div style="width: 56.27%; background-color: #f1c40f;"></div>
LPN BABER, DARRYL	9	0.92%	<div style="width: 0.92%; background-color: #f1c40f;"></div>
IAP BEST, RUSSELL	10	1.02%	<div style="width: 1.02%; background-color: #f1c40f;"></div>
DEM KRAUSE, ELIZABETH	410	41.79%	<div style="width: 41.79%; background-color: #f1c40f;"></div>
Total Votes Cast	981	100.00%	<div style="width: 100%; background-color: #f1c40f;"></div>
Contest Totals	985		

GOVERNOR








Vote For 1

	TOTAL	VOTE %	
IAP BRIDGES, ED	6	0.61%	<div style="width: 0.61%; background-color: #f1c40f;"></div>
LPN DAVIS, BRANDON	16	1.63%	<div style="width: 1.63%; background-color: #f1c40f;"></div>
REP LOMBARDO, JOE	495	50.41%	<div style="width: 50.41%; background-color: #f1c40f;"></div>
DEM SISOLAK, STEVE	452	46.03%	<div style="width: 46.03%; background-color: #f1c40f;"></div>
NONE OF THESE CANDIDATES	13	1.32%	<div style="width: 1.32%; background-color: #f1c40f;"></div>
Total Votes Cast	982	100.00%	<div style="width: 100%; background-color: #f1c40f;"></div>
Contest Totals	985		

103







LIEUTENANT GOVERNOR

Vote For 1

	TOTAL	VOTE %	
REP ANTHONY, STAVROS	488	50.05%	
DEM CANO BURKHEAD, ELIZABETH	447	45.85%	
NPP DELAP, JOHN "TREY"	7	0.72%	
IAP HOGE, WILLIAM	8	0.82%	
LPN TACHQUIN, JAVI "TRUJILLO"	8	0.82%	
NONE OF THESE CANDIDATES	17	1.74%	
Total Votes Cast	975	100.00%	
Contest Totals	985		







SECRETARY OF STATE

Vote For 1

	TOTAL	VOTE %	
DEM AGUILAR, FRANCISCO "CISCO"	488	50.15%	
LPN CRANE, ROSS	10	1.03%	
IAP HANSEN, JANINE	20	2.06%	
REP MARCHANT, JIM	441	45.32%	
NONE OF THESE CANDIDATES	14	1.44%	
Total Votes Cast	973	100.00%	
Contest Totals	985		






STATE TREASURER

Vote For 1

	TOTAL	VOTE %	
DEM CONINE, ZACH	490	50.20%	
LPN ELLIOTT, BRYAN	14	1.43%	
REP FIORE, MICHELE	447	45.80%	
IAP HENDRICKSON, MARGARET	11	1.13%	
NONE OF THESE CANDIDATES	14	1.43%	
Total Votes Cast	976	100.00%	
Contest Totals	985		

STATE CONTROLLER

Vote For 1

	TOTAL	VOTE %	
REP MATTHEWS, ANDY	476	49.02%	
LPN PROFETA, JED W.	19	1.96%	
DEM SPIEGEL, ELLEN	448	46.14%	
NONE OF THESE CANDIDATES	28	2.88%	
Total Votes Cast	971	100.00%	
Contest Totals	985		

103

ATTORNEY GENERAL

Vote For 1

	TOTAL	VOTE %	
REP CHATTAH, SIGAL	402	41.02%	
DEM FORD, AARON D.	515	52.55%	
LPN KENNEDY, JOHN T.	28	2.86%	
NONE OF THESE CANDIDATES	35	3.57%	
Total Votes Cast	980	100.00%	
Contest Totals	985		

STATE SENATE, DISTRICT 16

Vote For 1

	TOTAL	VOTE %	
REP KRASNER, LISA	521	54.44%	
DEM SIMS, AARON	436	45.56%	
Total Votes Cast	957	100.00%	
Contest Totals	985		

STATE ASSEMBLY, DISTRICT 40

Vote For 1

	TOTAL	VOTE %	
DEM MCDANIEL, SHANNON C.	431	44.62%	
REP O'NEILL, PHILIP "PK"	511	52.90%	
LPN TOLL, SAM	24	2.48%	
Total Votes Cast	966	100.00%	
Contest Totals	985		

JUSTICE OF THE SUPREME COURT, SEAT A

Vote For 1

	TOTAL	VOTE %	
NP BELL, LINDA	717	79.93%	
NONE OF THESE CANDIDATES	180	20.07%	
Total Votes Cast	897	100.00%	
Contest Totals	985		

JUSTICE OF THE SUPREME COURT, SEAT E

Vote For 1

	TOTAL	VOTE %	
NP PARRAGUIRRE, RON D.	730	81.20%	
NONE OF THESE CANDIDATES	169	18.80%	
Total Votes Cast	899	100.00%	
Contest Totals	985		

103

COURT OF APPEALS JUDGE, DEPARTMENT 1

Vote For 1

	TOTAL	VOTE %	
NP FORSBERG, RHONDA K.	224	24.89%	
NP WESTBROOK, DEBORAH	491	54.56%	
NONE OF THESE CANDIDATES	185	20.56%	
Total Votes Cast	900	100.00%	
Contest Totals	985		

COURT OF APPEALS JUDGE, DEPARTMENT 2

Vote For 1

	TOTAL	VOTE %	
NP GIBBONS, MICHAEL	721	81.65%	
NONE OF THESE CANDIDATES	162	18.35%	
Total Votes Cast	883	100.00%	
Contest Totals	985		

COURT OF APPEALS JUDGE, DEPARTMENT 3

Vote For 1

	TOTAL	VOTE %	
NP BULLA, BONNIE	685	77.84%	
NONE OF THESE CANDIDATES	195	22.16%	
Total Votes Cast	880	100.00%	
Contest Totals	985		

SCHOOL TRUSTEE, DISTRICT 1

Vote For 1

	TOTAL	VOTE %	
NP RAMIREZ, MARIA "LUPE"	546	58.84%	
NP STINSON, JASON	382	41.16%	
Total Votes Cast	928	100.00%	
Contest Totals	985		

SCHOOL TRUSTEE, DISTRICT 6

Vote For 1

	TOTAL	VOTE %	
NP COBB-ADAMS, SHANNA	353	39.31%	
NP WALT, MOLLY	545	60.69%	
Total Votes Cast	898	100.00%	
Contest Totals	985		

103

CLERK-RECORDER

Vote For 1

	TOTAL	VOTE %
NP HOEN, WILLIAM "SCOTT"	418	45.53%
NP WILKE-MCCULLOCH, STACIE	500	54.47%
Total Votes Cast	918	100.00%
Contest Totals	985	

BOARD OF SUPERVISORS, WARD 1

Vote For 1

	TOTAL	VOTE %
NP BRADSHAW, WADE	359	38.98%
NP GIOMI, STACEY	562	61.02%
Total Votes Cast	921	100.00%
Contest Totals	985	

BOARD OF SUPERVISORS, WARD 3

Vote For 1

	TOTAL	VOTE %
NP HORTON, CURTIS	563	62.83%
NP WELLS, JAMES R.	333	37.17%
Total Votes Cast	896	100.00%
Contest Totals	985	

QUESTION NO. 1

Vote For 1

	TOTAL	VOTE %
YES	483	49.85%
NO	486	50.15%
Total Votes Cast	969	100.00%
Contest Totals	985	

QUESTION NO. 2

Vote For 1

	TOTAL	VOTE %
YES	406	41.77%
NO	566	58.23%
Total Votes Cast	972	100.00%
Contest Totals	985	

QUESTION NO. 3




Vote For 1

	TOTAL	VOTE %
YES	431	44.52%
NO	537	55.48%
Total Votes Cast	968	100.00%
Contest Totals	985	

103

QUESTION NO. CC 1

Vote For 1

	TOTAL	VOTE %	
YES	643	66.22%	
NO	328	33.78%	
Total Votes Cast	971	100.00%	
Contest Totals	985		

105

Statistics TOTAL

Registered Voters - Total	1,134
Ballots Cast - Total	943
Voter Turnout - Total	83.16%

UNITED STATES SENATE

Vote For 1

	TOTAL	VOTE %	
DEM CORTEZ MASTO, CATHERINE	404	42.93%	<div style="width: 42.93%; height: 10px; background-color: #f0e68c;"></div>
REP LAXALT, ADAM PAUL	523	55.58%	<div style="width: 55.58%; height: 10px; background-color: #f0e68c;"></div>
NPP LINDEMANN, BARRY	4	0.43%	<div style="width: 0.43%; height: 10px; background-color: #f0e68c;"></div>
IAP RUBINSON, BARRY	0	0.00%	<div style="width: 0.00%; height: 10px; background-color: #f0e68c;"></div>
LPN SCOTT, NEIL	4	0.43%	<div style="width: 0.43%; height: 10px; background-color: #f0e68c;"></div>
NONE OF THESE CANDIDATES	6	0.64%	<div style="width: 0.64%; height: 10px; background-color: #f0e68c;"></div>
Total Votes Cast	941	100.00%	<div style="width: 100.00%; height: 10px; background-color: #f0e68c;"></div>
Contest Totals	943		

US REPRESENTATIVE IN CONGRESS DISTRICT 2

Vote For 1

	TOTAL	VOTE %	
REP AMODEI, MARK E.	598	63.89%	<div style="width: 63.89%; height: 10px; background-color: #f0e68c;"></div>
LPN BABER, DARRYL	0	0.00%	<div style="width: 0.00%; height: 10px; background-color: #f0e68c;"></div>
IAP BEST, RUSSELL	5	0.53%	<div style="width: 0.53%; height: 10px; background-color: #f0e68c;"></div>
DEM KRAUSE, ELIZABETH	333	35.58%	<div style="width: 35.58%; height: 10px; background-color: #f0e68c;"></div>
Total Votes Cast	936	100.00%	<div style="width: 100.00%; height: 10px; background-color: #f0e68c;"></div>
Contest Totals	943		

GOVERNOR








Vote For 1

	TOTAL	VOTE %	
IAP BRIDGES, ED	5	0.53%	<div style="width: 0.53%; height: 10px; background-color: #f0e68c;"></div>
LPN DAVIS, BRANDON	6	0.64%	<div style="width: 0.64%; height: 10px; background-color: #f0e68c;"></div>
REP LOMBARDO, JOE	546	58.09%	<div style="width: 58.09%; height: 10px; background-color: #f0e68c;"></div>
DEM SISOLAK, STEVE	381	40.53%	<div style="width: 40.53%; height: 10px; background-color: #f0e68c;"></div>
NONE OF THESE CANDIDATES	2	0.21%	<div style="width: 0.21%; height: 10px; background-color: #f0e68c;"></div>
Total Votes Cast	940	100.00%	<div style="width: 100.00%; height: 10px; background-color: #f0e68c;"></div>
Contest Totals	943		

105







LIEUTENANT GOVERNOR

Vote For 1

	TOTAL	VOTE %	
REP ANTHONY, STAVROS	546	58.40%	
DEM CANO BURKHEAD, ELIZABETH	361	38.61%	
NPP DELAP, JOHN "TREY"	4	0.43%	
IAP HOGE, WILLIAM	3	0.32%	
LPN TACHQUIN, JAVI "TRUJILLO"	5	0.53%	
NONE OF THESE CANDIDATES	16	1.71%	
Total Votes Cast	935	100.00%	
Contest Totals	943		







SECRETARY OF STATE

Vote For 1

	TOTAL	VOTE %	
DEM AGUILAR, FRANCISCO "CISCO"	406	43.61%	
LPN CRANE, ROSS	2	0.21%	
IAP HANSEN, JANINE	18	1.93%	
REP MARCHANT, JIM	487	52.31%	
NONE OF THESE CANDIDATES	18	1.93%	
Total Votes Cast	931	100.00%	
Contest Totals	943		






STATE TREASURER

Vote For 1

	TOTAL	VOTE %	
DEM CONINE, ZACH	407	43.58%	
LPN ELLIOTT, BRYAN	13	1.39%	
REP FIORE, MICHELE	481	51.50%	
IAP HENDRICKSON, MARGARET	12	1.28%	
NONE OF THESE CANDIDATES	21	2.25%	
Total Votes Cast	934	100.00%	
Contest Totals	943		

STATE CONTROLLER

Vote For 1

	TOTAL	VOTE %	
REP MATTHEWS, ANDY	554	59.44%	
LPN PROFETA, JED W.	7	0.75%	
DEM SPIEGEL, ELLEN	354	37.98%	
NONE OF THESE CANDIDATES	17	1.82%	
Total Votes Cast	932	100.00%	
Contest Totals	943		

105

ATTORNEY GENERAL

Vote For 1

	TOTAL	VOTE %	
REP CHATTAH, SIGAL	442	47.22%	
DEM FORD, AARON D.	431	46.05%	
LPN KENNEDY, JOHN T.	30	3.21%	
NONE OF THESE CANDIDATES	33	3.53%	
Total Votes Cast	936	100.00%	
Contest Totals	943		

STATE SENATE, DISTRICT 16

Vote For 1

	TOTAL	VOTE %	
REP KRASNER, LISA	575	62.77%	
DEM SIMS, AARON	341	37.23%	
Total Votes Cast	916	100.00%	
Contest Totals	943		

STATE ASSEMBLY, DISTRICT 40

Vote For 1

	TOTAL	VOTE %	
DEM MCDANIEL, SHANNON C.	331	35.82%	
REP O'NEILL, PHILIP "PK"	574	62.12%	
LPN TOLL, SAM	19	2.06%	
Total Votes Cast	924	100.00%	
Contest Totals	943		

JUSTICE OF THE SUPREME COURT, SEAT A

Vote For 1

	TOTAL	VOTE %	
NP BELL, LINDA	672	81.26%	
NONE OF THESE CANDIDATES	155	18.74%	
Total Votes Cast	827	100.00%	
Contest Totals	943		

JUSTICE OF THE SUPREME COURT, SEAT E

Vote For 1

	TOTAL	VOTE %	
NP PARRAGUIRRE, RON D.	698	84.10%	
NONE OF THESE CANDIDATES	132	15.90%	
Total Votes Cast	830	100.00%	
Contest Totals	943		

105

COURT OF APPEALS JUDGE, DEPARTMENT 1

Vote For 1

	TOTAL	VOTE %	
NP FORSBERG, RHONDA K.	190	22.78%	
NP WESTBROOK, DEBORAH	472	56.59%	
NONE OF THESE CANDIDATES	172	20.62%	
Total Votes Cast	834	100.00%	
Contest Totals	943		

COURT OF APPEALS JUDGE, DEPARTMENT 2

Vote For 1

	TOTAL	VOTE %	
NP GIBBONS, MICHAEL	700	84.64%	
NONE OF THESE CANDIDATES	127	15.36%	
Total Votes Cast	827	100.00%	
Contest Totals	943		

COURT OF APPEALS JUDGE, DEPARTMENT 3

Vote For 1

	TOTAL	VOTE %	
NP BULLA, BONNIE	649	79.44%	
NONE OF THESE CANDIDATES	168	20.56%	
Total Votes Cast	817	100.00%	
Contest Totals	943		

SCHOOL TRUSTEE, DISTRICT 1

Vote For 1

	TOTAL	VOTE %	
NP RAMIREZ, MARIA "LUPE"	467	54.75%	
NP STINSON, JASON	386	45.25%	
Total Votes Cast	853	100.00%	
Contest Totals	943		

SCHOOL TRUSTEE, DISTRICT 6




Vote For 1

	TOTAL	VOTE %	
NP COBB-ADAMS, SHANNA	339	40.60%	
NP WALT, MOLLY	496	59.40%	
Total Votes Cast	835	100.00%	
Contest Totals	943		

105




CLERK-RECORDER

Vote For 1

	TOTAL	VOTE %	
NP HOEN, WILLIAM "SCOTT"	455	52.60%	
NP WILKE-MCCULLOCH, STACIE	410	47.40%	
Total Votes Cast	865	100.00%	
Contest Totals	943		




BOARD OF SUPERVISORS, WARD 1

Vote For 1

	TOTAL	VOTE %	
NP BRADSHAW, WADE	351	40.44%	
NP GIOMI, STACEY	517	59.56%	
Total Votes Cast	868	100.00%	
Contest Totals	943		




BOARD OF SUPERVISORS, WARD 3

Vote For 1

	TOTAL	VOTE %	
NP HORTON, CURTIS	537	65.17%	
NP WELLS, JAMES R.	287	34.83%	
Total Votes Cast	824	100.00%	
Contest Totals	943		




QUESTION NO. 1

Vote For 1

	TOTAL	VOTE %	
YES	398	42.98%	
NO	528	57.02%	
Total Votes Cast	926	100.00%	
Contest Totals	943		




QUESTION NO. 2

Vote For 1

	TOTAL	VOTE %	
YES	313	33.76%	
NO	614	66.24%	
Total Votes Cast	927	100.00%	
Contest Totals	943		

QUESTION NO. 3

Vote For 1

	TOTAL	VOTE %	
YES	327	35.31%	
NO	599	64.69%	
Total Votes Cast	926	100.00%	
Contest Totals	943		

105

QUESTION NO. CC 1

Vote For 1

	TOTAL	VOTE %	
YES	608	65.03%	
NO	327	34.97%	
Total Votes Cast	935	100.00%	
Contest Totals	943		








107

Statistics TOTAL

Registered Voters - Total	1,475
Ballots Cast - Total	1,173
Voter Turnout - Total	79.53%






UNITED STATES SENATE

Vote For 1

	TOTAL	VOTE %	
DEM CORTEZ MASTO, CATHERINE	482	41.13%	
REP LAXALT, ADAM PAUL	656	55.97%	
NPP LINDEMANN, BARRY	3	0.26%	
IAP RUBINSON, BARRY	7	0.60%	
LPN SCOTT, NEIL	5	0.43%	
NONE OF THESE CANDIDATES	19	1.62%	
Total Votes Cast	1,172	100.00%	
Contest Totals	1,173		







US REPRESENTATIVE IN CONGRESS DISTRICT 2

Vote For 1

	TOTAL	VOTE %	
REP AMODEI, MARK E.	762	65.52%	
LPN BABER, DARRYL	8	0.69%	
IAP BEST, RUSSELL	11	0.95%	
DEM KRAUSE, ELIZABETH	382	32.85%	
Total Votes Cast	1,163	100.00%	
Contest Totals	1,173		

GOVERNOR








Vote For 1

	TOTAL	VOTE %	
IAP BRIDGES, ED	8	0.68%	
LPN DAVIS, BRANDON	16	1.37%	
REP LOMBARDO, JOE	663	56.72%	
DEM SISOLAK, STEVE	462	39.52%	
NONE OF THESE CANDIDATES	20	1.71%	
Total Votes Cast	1,169	100.00%	
Contest Totals	1,173		

107







LIEUTENANT GOVERNOR

Vote For 1

	TOTAL	VOTE %	
REP ANTHONY, STAVROS	670	57.56%	
DEM CANO BURKHEAD, ELIZABETH	442	37.97%	
NPP DELAP, JOHN "TREY"	10	0.86%	
IAP HOGE, WILLIAM	11	0.94%	
LPN TACHIUIN, JAVI "TRUJILLO"	11	0.94%	
NONE OF THESE CANDIDATES	20	1.72%	
Total Votes Cast	1,164	100.00%	
Contest Totals	1,173		







SECRETARY OF STATE

Vote For 1

	TOTAL	VOTE %	
DEM AGUILAR, FRANCISCO "CISCO"	519	44.59%	
LPN CRANE, ROSS	9	0.77%	
IAP HANSEN, JANINE	15	1.29%	
REP MARCHANT, JIM	600	51.55%	
NONE OF THESE CANDIDATES	21	1.80%	
Total Votes Cast	1,164	100.00%	
Contest Totals	1,173		






STATE TREASURER

Vote For 1

	TOTAL	VOTE %	
DEM CONINE, ZACH	515	44.28%	
LPN ELLIOTT, BRYAN	20	1.72%	
REP FIORE, MICHELE	583	50.13%	
IAP HENDRICKSON, MARGARET	18	1.55%	
NONE OF THESE CANDIDATES	27	2.32%	
Total Votes Cast	1,163	100.00%	
Contest Totals	1,173		

STATE CONTROLLER

Vote For 1

	TOTAL	VOTE %	
REP MATTHEWS, ANDY	679	58.53%	
LPN PROFETA, JED W.	13	1.12%	
DEM SPIEGEL, ELLEN	446	38.45%	
NONE OF THESE CANDIDATES	22	1.90%	
Total Votes Cast	1,160	100.00%	
Contest Totals	1,173		

107

ATTORNEY GENERAL

Vote For 1

	TOTAL	VOTE %	
REP CHATTAH, SIGAL	539	46.31%	
DEM FORD, AARON D.	542	46.56%	
LPN KENNEDY, JOHN T.	39	3.35%	
NONE OF THESE CANDIDATES	44	3.78%	
Total Votes Cast	1,164	100.00%	
Contest Totals	1,173		

STATE SENATE, DISTRICT 16

Vote For 1

	TOTAL	VOTE %	
REP KRASNER, LISA	728	63.53%	
DEM SIMS, AARON	418	36.47%	
Total Votes Cast	1,146	100.00%	
Contest Totals	1,173		

STATE ASSEMBLY, DISTRICT 40

Vote For 1

	TOTAL	VOTE %	
DEM MCDANIEL, SHANNON C.	411	35.46%	
REP O'NEILL, PHILIP "PK"	723	62.38%	
LPN TOLL, SAM	25	2.16%	
Total Votes Cast	1,159	100.00%	
Contest Totals	1,173		

JUSTICE OF THE SUPREME COURT, SEAT A

Vote For 1

	TOTAL	VOTE %	
NP BELL, LINDA	807	77.00%	
NONE OF THESE CANDIDATES	241	23.00%	
Total Votes Cast	1,048	100.00%	
Contest Totals	1,173		

JUSTICE OF THE SUPREME COURT, SEAT E

Vote For 1

	TOTAL	VOTE %	
NP PARRAGUIRRE, RON D.	853	80.93%	
NONE OF THESE CANDIDATES	201	19.07%	
Total Votes Cast	1,054	100.00%	
Contest Totals	1,173		

107

COURT OF APPEALS JUDGE, DEPARTMENT 1

Vote For 1

	TOTAL	VOTE %	
NP FORSBERG, RHONDA K.	292	27.81%	
NP WESTBROOK, DEBORAH	519	49.43%	
NONE OF THESE CANDIDATES	239	22.76%	
Total Votes Cast	1,050	100.00%	
Contest Totals	1,173		

COURT OF APPEALS JUDGE, DEPARTMENT 2

Vote For 1

	TOTAL	VOTE %	
NP GIBBONS, MICHAEL	817	78.03%	
NONE OF THESE CANDIDATES	230	21.97%	
Total Votes Cast	1,047	100.00%	
Contest Totals	1,173		

COURT OF APPEALS JUDGE, DEPARTMENT 3

Vote For 1

	TOTAL	VOTE %	
NP BULLA, BONNIE	751	72.77%	
NONE OF THESE CANDIDATES	281	27.23%	
Total Votes Cast	1,032	100.00%	
Contest Totals	1,173		

SCHOOL TRUSTEE, DISTRICT 1

Vote For 1

	TOTAL	VOTE %	
NP RAMIREZ, MARIA "LUPE"	578	53.92%	
NP STINSON, JASON	494	46.08%	
Total Votes Cast	1,072	100.00%	
Contest Totals	1,173		

SCHOOL TRUSTEE, DISTRICT 6




Vote For 1

	TOTAL	VOTE %	
NP COBB-ADAMS, SHANNA	414	40.12%	
NP WALT, MOLLY	618	59.88%	
Total Votes Cast	1,032	100.00%	
Contest Totals	1,173		

107




CLERK-RECORDER

Vote For 1

	TOTAL	VOTE %	
NP HOEN, WILLIAM "SCOTT"	551	52.23%	
NP WILKE-MCCULLOCH, STACIE	504	47.77%	
Total Votes Cast	1,055	100.00%	
Contest Totals	1,173		




BOARD OF SUPERVISORS, WARD 1

Vote For 1

	TOTAL	VOTE %	
NP BRADSHAW, WADE	479	44.98%	
NP GIOMI, STACEY	586	55.02%	
Total Votes Cast	1,065	100.00%	
Contest Totals	1,173		




BOARD OF SUPERVISORS, WARD 3

Vote For 1

	TOTAL	VOTE %	
NP HORTON, CURTIS	601	58.01%	
NP WELLS, JAMES R.	435	41.99%	
Total Votes Cast	1,036	100.00%	
Contest Totals	1,173		




QUESTION NO. 1

Vote For 1

	TOTAL	VOTE %	
YES	521	45.03%	
NO	636	54.97%	
Total Votes Cast	1,157	100.00%	
Contest Totals	1,173		




QUESTION NO. 2

Vote For 1

	TOTAL	VOTE %	
YES	445	38.66%	
NO	706	61.34%	
Total Votes Cast	1,151	100.00%	
Contest Totals	1,173		

QUESTION NO. 3




Vote For 1

	TOTAL	VOTE %	
YES	473	40.95%	
NO	682	59.05%	
Total Votes Cast	1,155	100.00%	
Contest Totals	1,173		

107

QUESTION NO. CC 1

Vote For 1

	TOTAL	VOTE %	
YES	723	62.22%	
NO	439	37.78%	
Total Votes Cast	1,162	100.00%	
Contest Totals	1,173		

109

Statistics TOTAL

Registered Voters - Total	1,920
Ballots Cast - Total	1,298
Voter Turnout - Total	67.60%

UNITED STATES SENATE

Vote For 1

	TOTAL	VOTE %	
DEM CORTEZ MASTO, CATHERINE	570	43.98%	<div style="width: 43.98%; height: 10px; background-color: #f0e68c;"></div>
REP LAXALT, ADAM PAUL	683	52.70%	<div style="width: 52.70%; height: 10px; background-color: #f0e68c;"></div>
NPP LINDEMANN, BARRY	13	1.00%	<div style="width: 1.00%; height: 10px; background-color: #f0e68c;"></div>
IAP RUBINSON, BARRY	8	0.62%	<div style="width: 0.62%; height: 10px; background-color: #f0e68c;"></div>
LPN SCOTT, NEIL	6	0.46%	<div style="width: 0.46%; height: 10px; background-color: #f0e68c;"></div>
NONE OF THESE CANDIDATES	16	1.23%	<div style="width: 1.23%; height: 10px; background-color: #f0e68c;"></div>
Total Votes Cast	1,296	100.00%	<div style="width: 100.00%; height: 10px; background-color: #f0e68c;"></div>
Contest Totals	1,298		

US REPRESENTATIVE IN CONGRESS DISTRICT 2

Vote For 1

	TOTAL	VOTE %	
REP AMODEI, MARK E.	797	61.78%	<div style="width: 61.78%; height: 10px; background-color: #f0e68c;"></div>
LPN BABER, DARRYL	6	0.47%	<div style="width: 0.47%; height: 10px; background-color: #f0e68c;"></div>
IAP BEST, RUSSELL	18	1.40%	<div style="width: 1.40%; height: 10px; background-color: #f0e68c;"></div>
DEM KRAUSE, ELIZABETH	469	36.36%	<div style="width: 36.36%; height: 10px; background-color: #f0e68c;"></div>
Total Votes Cast	1,290	100.00%	<div style="width: 100.00%; height: 10px; background-color: #f0e68c;"></div>
Contest Totals	1,298		

GOVERNOR

Vote For 1

	TOTAL	VOTE %	
IAP BRIDGES, ED	14	1.08%	<div style="width: 1.08%; height: 10px; background-color: #f0e68c;"></div>
LPN DAVIS, BRANDON	15	1.16%	<div style="width: 1.16%; height: 10px; background-color: #f0e68c;"></div>
REP LOMBARDO, JOE	706	54.48%	<div style="width: 54.48%; height: 10px; background-color: #f0e68c;"></div>
DEM SISOLAK, STEVE	539	41.59%	<div style="width: 41.59%; height: 10px; background-color: #f0e68c;"></div>
NONE OF THESE CANDIDATES	22	1.70%	<div style="width: 1.70%; height: 10px; background-color: #f0e68c;"></div>
Total Votes Cast	1,296	100.00%	<div style="width: 100.00%; height: 10px; background-color: #f0e68c;"></div>
Contest Totals	1,298		

109

LIEUTENANT GOVERNOR

Vote For 1

	TOTAL	VOTE %	
REP ANTHONY, STAVROS	711	55.24%	<div style="width: 55.24%; background-color: #ffc107;"></div>
DEM CANO BURKHEAD, ELIZABETH	525	40.79%	<div style="width: 40.79%; background-color: #ffc107;"></div>
NPP DELAP, JOHN "TREY"	9	0.70%	<div style="width: 0.70%; background-color: #ffc107;"></div>
IAP HOGE, WILLIAM	14	1.09%	<div style="width: 1.09%; background-color: #ffc107;"></div>
LPN TACHQUIN, JAVI "TRUJILLO"	7	0.54%	<div style="width: 0.54%; background-color: #ffc107;"></div>
NONE OF THESE CANDIDATES	21	1.63%	<div style="width: 1.63%; background-color: #ffc107;"></div>
Total Votes Cast	1,287	100.00%	<div style="width: 100%; background-color: #ffc107;"></div>
Contest Totals	1,298		

SECRETARY OF STATE

Vote For 1

	TOTAL	VOTE %	
DEM AGUILAR, FRANCISCO "CISCO"	581	45.07%	<div style="width: 45.07%; background-color: #ffc107;"></div>
LPN CRANE, ROSS	7	0.54%	<div style="width: 0.54%; background-color: #ffc107;"></div>
IAP HANSEN, JANINE	28	2.17%	<div style="width: 2.17%; background-color: #ffc107;"></div>
REP MARCHANT, JIM	652	50.58%	<div style="width: 50.58%; background-color: #ffc107;"></div>
NONE OF THESE CANDIDATES	21	1.63%	<div style="width: 1.63%; background-color: #ffc107;"></div>
Total Votes Cast	1,289	100.00%	<div style="width: 100%; background-color: #ffc107;"></div>
Contest Totals	1,298		

STATE TREASURER

Vote For 1

	TOTAL	VOTE %	
DEM CONINE, ZACH	575	44.61%	<div style="width: 44.61%; background-color: #ffc107;"></div>
LPN ELLIOTT, BRYAN	25	1.94%	<div style="width: 1.94%; background-color: #ffc107;"></div>
REP FIORE, MICHELE	630	48.88%	<div style="width: 48.88%; background-color: #ffc107;"></div>
IAP HENDRICKSON, MARGARET	24	1.86%	<div style="width: 1.86%; background-color: #ffc107;"></div>
NONE OF THESE CANDIDATES	35	2.72%	<div style="width: 2.72%; background-color: #ffc107;"></div>
Total Votes Cast	1,289	100.00%	<div style="width: 100%; background-color: #ffc107;"></div>
Contest Totals	1,298		

STATE CONTROLLER

Vote For 1

	TOTAL	VOTE %	
REP MATTHEWS, ANDY	707	54.81%	<div style="width: 54.81%; background-color: #ffc107;"></div>
LPN PROFETA, JED W.	18	1.40%	<div style="width: 1.40%; background-color: #ffc107;"></div>
DEM SPIEGEL, ELLEN	527	40.85%	<div style="width: 40.85%; background-color: #ffc107;"></div>
NONE OF THESE CANDIDATES	38	2.95%	<div style="width: 2.95%; background-color: #ffc107;"></div>
Total Votes Cast	1,290	100.00%	<div style="width: 100%; background-color: #ffc107;"></div>
Contest Totals	1,298		

109

ATTORNEY GENERAL

Vote For 1

	TOTAL	VOTE %	
REP CHATTAH, SIGAL	555	43.22%	
DEM FORD, AARON D.	625	48.68%	
LPN KENNEDY, JOHN T.	45	3.50%	
NONE OF THESE CANDIDATES	59	4.60%	
Total Votes Cast	1,284	100.00%	
Contest Totals	1,298		

STATE SENATE, DISTRICT 16

Vote For 1

	TOTAL	VOTE %	
REP KRASNER, LISA	768	60.42%	
DEM SIMS, AARON	503	39.58%	
Total Votes Cast	1,271	100.00%	
Contest Totals	1,298		

STATE ASSEMBLY, DISTRICT 40

Vote For 1

	TOTAL	VOTE %	
DEM MCDANIEL, SHANNON C.	504	39.16%	
REP O'NEILL, PHILIP "PK"	757	58.82%	
LPN TOLL, SAM	26	2.02%	
Total Votes Cast	1,287	100.00%	
Contest Totals	1,298		

JUSTICE OF THE SUPREME COURT, SEAT A

Vote For 1

	TOTAL	VOTE %	
NP BELL, LINDA	919	77.68%	
NONE OF THESE CANDIDATES	264	22.32%	
Total Votes Cast	1,183	100.00%	
Contest Totals	1,298		

JUSTICE OF THE SUPREME COURT, SEAT E

Vote For 1

	TOTAL	VOTE %	
NP PARRAGUIRRE, RON D.	945	80.08%	
NONE OF THESE CANDIDATES	235	19.92%	
Total Votes Cast	1,180	100.00%	
Contest Totals	1,298		

109

COURT OF APPEALS JUDGE, DEPARTMENT 1

Vote For 1

	TOTAL	VOTE %	
NP FORSBERG, RHONDA K.	268	22.33%	
NP WESTBROOK, DEBORAH	644	53.67%	
NONE OF THESE CANDIDATES	288	24.00%	
Total Votes Cast	1,200	100.00%	
Contest Totals	1,298		

COURT OF APPEALS JUDGE, DEPARTMENT 2

Vote For 1

	TOTAL	VOTE %	
NP GIBBONS, MICHAEL	925	77.80%	
NONE OF THESE CANDIDATES	264	22.20%	
Total Votes Cast	1,189	100.00%	
Contest Totals	1,298		

COURT OF APPEALS JUDGE, DEPARTMENT 3

Vote For 1

	TOTAL	VOTE %	
NP BULLA, BONNIE	861	72.90%	
NONE OF THESE CANDIDATES	320	27.10%	
Total Votes Cast	1,181	100.00%	
Contest Totals	1,298		

SCHOOL TRUSTEE, DISTRICT 1

Vote For 1

	TOTAL	VOTE %	
NP RAMIREZ, MARIA "LUPE"	655	54.00%	
NP STINSON, JASON	558	46.00%	
Total Votes Cast	1,213	100.00%	
Contest Totals	1,298		

SCHOOL TRUSTEE, DISTRICT 6




Vote For 1

	TOTAL	VOTE %	
NP COBB-ADAMS, SHANNA	466	39.90%	
NP WALT, MOLLY	702	60.10%	
Total Votes Cast	1,168	100.00%	
Contest Totals	1,298		

109




CLERK-RECORDER

Vote For 1

	TOTAL	VOTE %	
NP HOEN, WILLIAM "SCOTT"	582	48.66%	
NP WILKE-MCCULLOCH, STACIE	614	51.34%	
Total Votes Cast	1,196	100.00%	
Contest Totals	1,298		




BOARD OF SUPERVISORS, WARD 1

Vote For 1

	TOTAL	VOTE %	
NP BRADSHAW, WADE	540	44.93%	
NP GIOMI, STACEY	662	55.07%	
Total Votes Cast	1,202	100.00%	
Contest Totals	1,298		




BOARD OF SUPERVISORS, WARD 3

Vote For 1

	TOTAL	VOTE %	
NP HORTON, CURTIS	713	62.05%	
NP WELLS, JAMES R.	436	37.95%	
Total Votes Cast	1,149	100.00%	
Contest Totals	1,298		




QUESTION NO. 1

Vote For 1

	TOTAL	VOTE %	
YES	630	49.49%	
NO	643	50.51%	
Total Votes Cast	1,273	100.00%	
Contest Totals	1,298		




QUESTION NO. 2

Vote For 1

	TOTAL	VOTE %	
YES	562	44.25%	
NO	708	55.75%	
Total Votes Cast	1,270	100.00%	
Contest Totals	1,298		

QUESTION NO. 3




Vote For 1

	TOTAL	VOTE %	
YES	577	45.08%	
NO	703	54.92%	
Total Votes Cast	1,280	100.00%	
Contest Totals	1,298		

109

QUESTION NO. CC 1

Vote For 1

	TOTAL	VOTE %	
YES	809	62.96%	
NO	476	37.04%	
Total Votes Cast	1,285	100.00%	
Contest Totals	1,298		

111

Statistics TOTAL

Registered Voters - Total	1,902
Ballots Cast - Total	956
Voter Turnout - Total	50.26%

UNITED STATES SENATE

Vote For 1

	TOTAL	VOTE %	
DEM CORTEZ MASTO, CATHERINE	448	46.96%	<div style="width: 46.96%; height: 10px; background-color: #f0e68c;"></div>
REP LAXALT, ADAM PAUL	460	48.22%	<div style="width: 48.22%; height: 10px; background-color: #f0e68c;"></div>
NPP LINDEMANN, BARRY	10	1.05%	<div style="width: 1.05%; height: 10px; background-color: #f0e68c;"></div>
IAP RUBINSON, BARRY	16	1.68%	<div style="width: 1.68%; height: 10px; background-color: #f0e68c;"></div>
LPN SCOTT, NEIL	3	0.31%	<div style="width: 0.31%; height: 10px; background-color: #f0e68c;"></div>
NONE OF THESE CANDIDATES	17	1.78%	<div style="width: 1.78%; height: 10px; background-color: #f0e68c;"></div>
Total Votes Cast	954	100.00%	<div style="width: 100%; height: 10px; background-color: #f0e68c;"></div>
Contest Totals	956		

US REPRESENTATIVE IN CONGRESS DISTRICT 2

Vote For 1

	TOTAL	VOTE %	
REP AMODEI, MARK E.	523	55.29%	<div style="width: 55.29%; height: 10px; background-color: #f0e68c;"></div>
LPN BABER, DARRYL	12	1.27%	<div style="width: 1.27%; height: 10px; background-color: #f0e68c;"></div>
IAP BEST, RUSSELL	15	1.59%	<div style="width: 1.59%; height: 10px; background-color: #f0e68c;"></div>
DEM KRAUSE, ELIZABETH	396	41.86%	<div style="width: 41.86%; height: 10px; background-color: #f0e68c;"></div>
Total Votes Cast	946	100.00%	<div style="width: 100%; height: 10px; background-color: #f0e68c;"></div>
Contest Totals	956		

GOVERNOR








Vote For 1

	TOTAL	VOTE %	
IAP BRIDGES, ED	20	2.11%	<div style="width: 2.11%; height: 10px; background-color: #f0e68c;"></div>
LPN DAVIS, BRANDON	19	2.00%	<div style="width: 2.00%; height: 10px; background-color: #f0e68c;"></div>
REP LOMBARDO, JOE	467	49.16%	<div style="width: 49.16%; height: 10px; background-color: #f0e68c;"></div>
DEM SISOLAK, STEVE	422	44.42%	<div style="width: 44.42%; height: 10px; background-color: #f0e68c;"></div>
NONE OF THESE CANDIDATES	22	2.32%	<div style="width: 2.32%; height: 10px; background-color: #f0e68c;"></div>
Total Votes Cast	950	100.00%	<div style="width: 100%; height: 10px; background-color: #f0e68c;"></div>
Contest Totals	956		

111







LIEUTENANT GOVERNOR

Vote For 1

	TOTAL	VOTE %	
REP ANTHONY, STAVROS	478	50.64%	
DEM CANO BURKHEAD, ELIZABETH	387	41.00%	
NPP DELAP, JOHN "TREY"	13	1.38%	
IAP HOGE, WILLIAM	14	1.48%	
LPN TACHQUIN, JAVI "TRUJILLO"	21	2.22%	
NONE OF THESE CANDIDATES	31	3.28%	
Total Votes Cast	944	100.00%	
Contest Totals	956		







SECRETARY OF STATE

Vote For 1

	TOTAL	VOTE %	
DEM AGUILAR, FRANCISCO "CISCO"	426	45.27%	
LPN CRANE, ROSS	17	1.81%	
IAP HANSEN, JANINE	31	3.29%	
REP MARCHANT, JIM	442	46.97%	
NONE OF THESE CANDIDATES	25	2.66%	
Total Votes Cast	941	100.00%	
Contest Totals	956		






STATE TREASURER

Vote For 1

	TOTAL	VOTE %	
DEM CONINE, ZACH	397	42.10%	
LPN ELLIOTT, BRYAN	22	2.33%	
REP FIORE, MICHELE	471	49.95%	
IAP HENDRICKSON, MARGARET	26	2.76%	
NONE OF THESE CANDIDATES	27	2.86%	
Total Votes Cast	943	100.00%	
Contest Totals	956		

STATE CONTROLLER

Vote For 1

	TOTAL	VOTE %	
REP MATTHEWS, ANDY	490	52.13%	
LPN PROFETA, JED W.	24	2.55%	
DEM SPIEGEL, ELLEN	394	41.91%	
NONE OF THESE CANDIDATES	32	3.40%	
Total Votes Cast	940	100.00%	
Contest Totals	956		

111

ATTORNEY GENERAL

Vote For 1

	TOTAL	VOTE %	
REP CHATTAH, SIGAL	395	41.98%	<div style="width: 41.98%; background-color: #f1c232;"></div>
DEM FORD, AARON D.	452	48.03%	<div style="width: 48.03%; background-color: #f1c232;"></div>
LPN KENNEDY, JOHN T.	42	4.46%	<div style="width: 4.46%; background-color: #f1c232;"></div>
NONE OF THESE CANDIDATES	52	5.53%	<div style="width: 5.53%; background-color: #f1c232;"></div>
Total Votes Cast	941	100.00%	<div style="width: 100.00%; background-color: #f1c232;"></div>
Contest Totals	956		

STATE SENATE, DISTRICT 16

Vote For 1

	TOTAL	VOTE %	
REP KRASNER, LISA	537	57.56%	<div style="width: 57.56%; background-color: #f1c232;"></div>
DEM SIMS, AARON	396	42.44%	<div style="width: 42.44%; background-color: #f1c232;"></div>
Total Votes Cast	933	100.00%	<div style="width: 100.00%; background-color: #f1c232;"></div>
Contest Totals	956		

STATE ASSEMBLY, DISTRICT 40

Vote For 1

	TOTAL	VOTE %	
DEM MCDANIEL, SHANNON C.	397	42.37%	<div style="width: 42.37%; background-color: #f1c232;"></div>
REP O'NEILL, PHILIP "PK"	504	53.79%	<div style="width: 53.79%; background-color: #f1c232;"></div>
LPN TOLL, SAM	36	3.84%	<div style="width: 3.84%; background-color: #f1c232;"></div>
Total Votes Cast	937	100.00%	<div style="width: 100.00%; background-color: #f1c232;"></div>
Contest Totals	956		

JUSTICE OF THE SUPREME COURT, SEAT A

Vote For 1

	TOTAL	VOTE %	
NP BELL, LINDA	629	71.40%	<div style="width: 71.40%; background-color: #f1c232;"></div>
NONE OF THESE CANDIDATES	252	28.60%	<div style="width: 28.60%; background-color: #f1c232;"></div>
Total Votes Cast	881	100.00%	<div style="width: 100.00%; background-color: #f1c232;"></div>
Contest Totals	956		

JUSTICE OF THE SUPREME COURT, SEAT E

Vote For 1

	TOTAL	VOTE %	
NP PARRAGUIRRE, RON D.	632	71.82%	<div style="width: 71.82%; background-color: #f1c232;"></div>
NONE OF THESE CANDIDATES	248	28.18%	<div style="width: 28.18%; background-color: #f1c232;"></div>
Total Votes Cast	880	100.00%	<div style="width: 100.00%; background-color: #f1c232;"></div>
Contest Totals	956		

111

COURT OF APPEALS JUDGE, DEPARTMENT 1

Vote For 1

	TOTAL	VOTE %	
NP FORSBERG, RHONDA K.	226	25.86%	
NP WESTBROOK, DEBORAH	403	46.11%	
NONE OF THESE CANDIDATES	245	28.03%	
Total Votes Cast	874	100.00%	
Contest Totals	956		

COURT OF APPEALS JUDGE, DEPARTMENT 2

Vote For 1

	TOTAL	VOTE %	
NP GIBBONS, MICHAEL	626	71.71%	
NONE OF THESE CANDIDATES	247	28.29%	
Total Votes Cast	873	100.00%	
Contest Totals	956		

COURT OF APPEALS JUDGE, DEPARTMENT 3

Vote For 1

	TOTAL	VOTE %	
NP BULLA, BONNIE	595	68.31%	
NONE OF THESE CANDIDATES	276	31.69%	
Total Votes Cast	871	100.00%	
Contest Totals	956		

SCHOOL TRUSTEE, DISTRICT 1

Vote For 1

	TOTAL	VOTE %	
NP RAMIREZ, MARIA "LUPE"	452	53.43%	
NP STINSON, JASON	394	46.57%	
Total Votes Cast	846	100.00%	
Contest Totals	956		

SCHOOL TRUSTEE, DISTRICT 6




Vote For 1

	TOTAL	VOTE %	
NP COBB-ADAMS, SHANNA	357	43.27%	
NP WALT, MOLLY	468	56.73%	
Total Votes Cast	825	100.00%	
Contest Totals	956		

111




CLERK-RECORDER

Vote For 1

	TOTAL	VOTE %	
NP HOEN, WILLIAM "SCOTT"	430	51.31%	
NP WILKE-MCCULLOCH, STACIE	408	48.69%	
Total Votes Cast	838	100.00%	
Contest Totals	956		




BOARD OF SUPERVISORS, WARD 1

Vote For 1

	TOTAL	VOTE %	
NP BRADSHAW, WADE	412	48.99%	
NP GIOMI, STACEY	429	51.01%	
Total Votes Cast	841	100.00%	
Contest Totals	956		




BOARD OF SUPERVISORS, WARD 3

Vote For 1

	TOTAL	VOTE %	
NP HORTON, CURTIS	487	58.75%	
NP WELLS, JAMES R.	342	41.25%	
Total Votes Cast	829	100.00%	
Contest Totals	956		




QUESTION NO. 1

Vote For 1

	TOTAL	VOTE %	
YES	548	58.61%	
NO	387	41.39%	
Total Votes Cast	935	100.00%	
Contest Totals	956		




QUESTION NO. 2

Vote For 1

	TOTAL	VOTE %	
YES	528	56.77%	
NO	402	43.23%	
Total Votes Cast	930	100.00%	
Contest Totals	956		

QUESTION NO. 3




Vote For 1

	TOTAL	VOTE %	
YES	559	59.34%	
NO	383	40.66%	
Total Votes Cast	942	100.00%	
Contest Totals	956		

111

QUESTION NO. CC 1

Vote For 1

	TOTAL	VOTE %	
YES	582	61.65%	
NO	362	38.35%	
Total Votes Cast	944	100.00%	
Contest Totals	956		

113

Statistics TOTAL

Registered Voters - Total	1,728
Ballots Cast - Total	1,240
Voter Turnout - Total	71.76%

UNITED STATES SENATE

Vote For 1

	TOTAL	VOTE %	
DEM CORTEZ MASTO, CATHERINE	491	39.66%	<div style="width: 39.66%; background-color: #f1c40f;"></div>
REP LAXALT, ADAM PAUL	700	56.54%	<div style="width: 56.54%; background-color: #f1c40f;"></div>
NPP LINDEMANN, BARRY	15	1.21%	<div style="width: 1.21%; background-color: #f1c40f;"></div>
IAP RUBINSON, BARRY	6	0.48%	<div style="width: 0.48%; background-color: #f1c40f;"></div>
LPN SCOTT, NEIL	7	0.57%	<div style="width: 0.57%; background-color: #f1c40f;"></div>
NONE OF THESE CANDIDATES	19	1.53%	<div style="width: 1.53%; background-color: #f1c40f;"></div>
Total Votes Cast	1,238	100.00%	<div style="width: 100%; background-color: #f1c40f;"></div>
Contest Totals	1,240		

US REPRESENTATIVE IN CONGRESS DISTRICT 2

Vote For 1

	TOTAL	VOTE %	
REP AMODEI, MARK E.	760	61.94%	<div style="width: 61.94%; background-color: #f1c40f;"></div>
LPN BABER, DARRYL	16	1.30%	<div style="width: 1.30%; background-color: #f1c40f;"></div>
IAP BEST, RUSSELL	18	1.47%	<div style="width: 1.47%; background-color: #f1c40f;"></div>
DEM KRAUSE, ELIZABETH	433	35.29%	<div style="width: 35.29%; background-color: #f1c40f;"></div>
Total Votes Cast	1,227	100.00%	<div style="width: 100%; background-color: #f1c40f;"></div>
Contest Totals	1,240		

GOVERNOR








Vote For 1

	TOTAL	VOTE %	
IAP BRIDGES, ED	8	0.65%	<div style="width: 0.65%; background-color: #f1c40f;"></div>
LPN DAVIS, BRANDON	21	1.70%	<div style="width: 1.70%; background-color: #f1c40f;"></div>
REP LOMBARDO, JOE	715	57.80%	<div style="width: 57.80%; background-color: #f1c40f;"></div>
DEM SISOLAK, STEVE	476	38.48%	<div style="width: 38.48%; background-color: #f1c40f;"></div>
NONE OF THESE CANDIDATES	17	1.37%	<div style="width: 1.37%; background-color: #f1c40f;"></div>
Total Votes Cast	1,237	100.00%	<div style="width: 100%; background-color: #f1c40f;"></div>
Contest Totals	1,240		

113







LIEUTENANT GOVERNOR

Vote For 1

	TOTAL	VOTE %	
REP ANTHONY, STAVROS	710	57.72%	
DEM CANO BURKHEAD, ELIZABETH	449	36.50%	
NPP DELAP, JOHN "TREY"	14	1.14%	
IAP HOGE, WILLIAM	13	1.06%	
LPN TACHQUIN, JAVI "TRUJILLO"	13	1.06%	
NONE OF THESE CANDIDATES	31	2.52%	
Total Votes Cast	1,230	100.00%	
Contest Totals	1,240		







SECRETARY OF STATE

Vote For 1

	TOTAL	VOTE %	
DEM AGUILAR, FRANCISCO "CISCO"	505	41.02%	
LPN CRANE, ROSS	15	1.22%	
IAP HANSEN, JANINE	28	2.27%	
REP MARCHANT, JIM	657	53.37%	
NONE OF THESE CANDIDATES	26	2.11%	
Total Votes Cast	1,231	100.00%	
Contest Totals	1,240		






STATE TREASURER

Vote For 1

	TOTAL	VOTE %	
DEM CONINE, ZACH	486	39.42%	
LPN ELLIOTT, BRYAN	24	1.95%	
REP FIORE, MICHELE	664	53.85%	
IAP HENDRICKSON, MARGARET	24	1.95%	
NONE OF THESE CANDIDATES	35	2.84%	
Total Votes Cast	1,233	100.00%	
Contest Totals	1,240		

STATE CONTROLLER

Vote For 1

	TOTAL	VOTE %	
REP MATTHEWS, ANDY	714	58.29%	
LPN PROFETA, JED W.	22	1.80%	
DEM SPIEGEL, ELLEN	459	37.47%	
NONE OF THESE CANDIDATES	30	2.45%	
Total Votes Cast	1,225	100.00%	
Contest Totals	1,240		

113

ATTORNEY GENERAL

Vote For 1

	TOTAL	VOTE %	
REP CHATTAH, SIGAL	596	48.53%	
DEM FORD, AARON D.	533	43.40%	
LPN KENNEDY, JOHN T.	52	4.23%	
NONE OF THESE CANDIDATES	47	3.83%	
Total Votes Cast	1,228	100.00%	
Contest Totals	1,240		

STATE SENATE, DISTRICT 16

Vote For 1

	TOTAL	VOTE %	
REP KRASNER, LISA	764	63.35%	
DEM SIMS, AARON	442	36.65%	
Total Votes Cast	1,206	100.00%	
Contest Totals	1,240		

STATE ASSEMBLY, DISTRICT 40

Vote For 1

	TOTAL	VOTE %	
DEM MCDANIEL, SHANNON C.	447	36.79%	
REP O'NEILL, PHILIP "PK"	727	59.84%	
LPN TOLL, SAM	41	3.37%	
Total Votes Cast	1,215	100.00%	
Contest Totals	1,240		

JUSTICE OF THE SUPREME COURT, SEAT A

Vote For 1

	TOTAL	VOTE %	
NP BELL, LINDA	888	78.03%	
NONE OF THESE CANDIDATES	250	21.97%	
Total Votes Cast	1,138	100.00%	
Contest Totals	1,240		

JUSTICE OF THE SUPREME COURT, SEAT E

Vote For 1

	TOTAL	VOTE %	
NP PARRAGUIRRE, RON D.	900	79.44%	
NONE OF THESE CANDIDATES	233	20.56%	
Total Votes Cast	1,133	100.00%	
Contest Totals	1,240		

113

COURT OF APPEALS JUDGE, DEPARTMENT 1

Vote For 1

	TOTAL	VOTE %	
NP FORSBERG, RHONDA K.	301	26.78%	
NP WESTBROOK, DEBORAH	535	47.60%	
NONE OF THESE CANDIDATES	288	25.62%	
Total Votes Cast	1,124	100.00%	
Contest Totals	1,240		

COURT OF APPEALS JUDGE, DEPARTMENT 2

Vote For 1

	TOTAL	VOTE %	
NP GIBBONS, MICHAEL	887	78.77%	
NONE OF THESE CANDIDATES	239	21.23%	
Total Votes Cast	1,126	100.00%	
Contest Totals	1,240		

COURT OF APPEALS JUDGE, DEPARTMENT 3

Vote For 1

	TOTAL	VOTE %	
NP BULLA, BONNIE	850	75.62%	
NONE OF THESE CANDIDATES	274	24.38%	
Total Votes Cast	1,124	100.00%	
Contest Totals	1,240		

SCHOOL TRUSTEE, DISTRICT 1

Vote For 1

	TOTAL	VOTE %	
NP RAMIREZ, MARIA "LUPE"	565	49.91%	
NP STINSON, JASON	567	50.09%	
Total Votes Cast	1,132	100.00%	
Contest Totals	1,240		

SCHOOL TRUSTEE, DISTRICT 6




Vote For 1

	TOTAL	VOTE %	
NP COBB-ADAMS, SHANNA	487	44.43%	
NP WALT, MOLLY	609	55.57%	
Total Votes Cast	1,096	100.00%	
Contest Totals	1,240		

113




CLERK-RECORDER

Vote For 1

	TOTAL	VOTE %	
NP HOEN, WILLIAM "SCOTT"	623	54.70%	
NP WILKE-MCCULLOCH, STACIE	516	45.30%	
Total Votes Cast	1,139	100.00%	
Contest Totals	1,240		




BOARD OF SUPERVISORS, WARD 1

Vote For 1

	TOTAL	VOTE %	
NP BRADSHAW, WADE	484	42.83%	
NP GIOMI, STACEY	646	57.17%	
Total Votes Cast	1,130	100.00%	
Contest Totals	1,240		




BOARD OF SUPERVISORS, WARD 3

Vote For 1

	TOTAL	VOTE %	
NP HORTON, CURTIS	670	60.69%	
NP WELLS, JAMES R.	434	39.31%	
Total Votes Cast	1,104	100.00%	
Contest Totals	1,240		




QUESTION NO. 1

Vote For 1

	TOTAL	VOTE %	
YES	561	46.25%	
NO	652	53.75%	
Total Votes Cast	1,213	100.00%	
Contest Totals	1,240		




QUESTION NO. 2

Vote For 1

	TOTAL	VOTE %	
YES	488	40.10%	
NO	729	59.90%	
Total Votes Cast	1,217	100.00%	
Contest Totals	1,240		

QUESTION NO. 3




Vote For 1

	TOTAL	VOTE %	
YES	546	44.98%	
NO	668	55.02%	
Total Votes Cast	1,214	100.00%	
Contest Totals	1,240		

113

QUESTION NO. CC 1

Vote For 1








	TOTAL	VOTE %	
YES	742	60.52%	
NO	484	39.48%	
Total Votes Cast	1,226	100.00%	
Contest Totals	1,240		

201

Statistics	TOTAL
Registered Voters - Total	1,506
Ballots Cast - Total	825
Voter Turnout - Total	54.78%






UNITED STATES SENATE

Vote For 1

	TOTAL	VOTE %	
DEM CORTEZ MASTO, CATHERINE	360	43.74%	
REP LAXALT, ADAM PAUL	400	48.60%	
NPP LINDEMANN, BARRY	17	2.07%	
IAP RUBINSON, BARRY	10	1.22%	
LPN SCOTT, NEIL	11	1.34%	
NONE OF THESE CANDIDATES	25	3.04%	
Total Votes Cast	823	100.00%	
Contest Totals	825		







US REPRESENTATIVE IN CONGRESS DISTRICT 2

Vote For 1

	TOTAL	VOTE %	
REP AMODEI, MARK E.	462	56.27%	
LPN BABER, DARRYL	13	1.58%	
IAP BEST, RUSSELL	24	2.92%	
DEM KRAUSE, ELIZABETH	322	39.22%	
Total Votes Cast	821	100.00%	
Contest Totals	825		

GOVERNOR








Vote For 1

	TOTAL	VOTE %	
IAP BRIDGES, ED	24	2.92%	
LPN DAVIS, BRANDON	18	2.19%	
REP LOMBARDO, JOE	409	49.76%	
DEM SISOLAK, STEVE	345	41.97%	
NONE OF THESE CANDIDATES	26	3.16%	
Total Votes Cast	822	100.00%	
Contest Totals	825		

201







LIEUTENANT GOVERNOR

Vote For 1

	TOTAL	VOTE %	
REP ANTHONY, STAVROS	404	49.94%	
DEM CANO BURKHEAD, ELIZABETH	327	40.42%	
NPP DELAP, JOHN "TREY"	18	2.22%	
IAP HOGE, WILLIAM	14	1.73%	
LPN TACHQUIN, JAVI "TRUJILLO"	15	1.85%	
NONE OF THESE CANDIDATES	31	3.83%	
Total Votes Cast	809	100.00%	
Contest Totals	825		







SECRETARY OF STATE

Vote For 1

	TOTAL	VOTE %	
DEM AGUILAR, FRANCISCO "CISCO"	364	44.61%	
LPN CRANE, ROSS	13	1.59%	
IAP HANSEN, JANINE	41	5.02%	
REP MARCHANT, JIM	379	46.45%	
NONE OF THESE CANDIDATES	19	2.33%	
Total Votes Cast	816	100.00%	
Contest Totals	825		






STATE TREASURER

Vote For 1

	TOTAL	VOTE %	
DEM CONINE, ZACH	341	41.94%	
LPN ELLIOTT, BRYAN	19	2.34%	
REP FIORE, MICHELE	389	47.85%	
IAP HENDRICKSON, MARGARET	36	4.43%	
NONE OF THESE CANDIDATES	28	3.44%	
Total Votes Cast	813	100.00%	
Contest Totals	825		

STATE CONTROLLER






Vote For 1

	TOTAL	VOTE %	
REP MATTHEWS, ANDY	426	52.40%	
LPN PROFETA, JED W.	19	2.34%	
DEM SPIEGEL, ELLEN	346	42.56%	
NONE OF THESE CANDIDATES	22	2.71%	
Total Votes Cast	813	100.00%	
Contest Totals	825		

201




ATTORNEY GENERAL

Vote For 1

	TOTAL	VOTE %	
REP CHATTAH, SIGAL	344	42.31%	
DEM FORD, AARON D.	392	48.22%	
LPN KENNEDY, JOHN T.	35	4.30%	
NONE OF THESE CANDIDATES	42	5.17%	
Total Votes Cast	813	100.00%	
Contest Totals	825		





STATE SENATE, DISTRICT 16

Vote For 1

	TOTAL	VOTE %	
REP KRASNER, LISA	463	57.30%	
DEM SIMS, AARON	345	42.70%	
Total Votes Cast	808	100.00%	
Contest Totals	825		




STATE ASSEMBLY, DISTRICT 40

Vote For 1

	TOTAL	VOTE %	
DEM MCDANIEL, SHANNON C.	345	42.28%	
REP O'NEILL, PHILIP "PK"	443	54.29%	
LPN TOLL, SAM	28	3.43%	
Total Votes Cast	816	100.00%	
Contest Totals	825		




JUSTICE OF THE SUPREME COURT, SEAT A

Vote For 1

	TOTAL	VOTE %	
NP BELL, LINDA	563	74.18%	
NONE OF THESE CANDIDATES	196	25.82%	
Total Votes Cast	759	100.00%	
Contest Totals	825		

JUSTICE OF THE SUPREME COURT, SEAT E

Vote For 1

	TOTAL	VOTE %	
NP PARRAGUIRRE, RON D.	558	74.01%	
NONE OF THESE CANDIDATES	196	25.99%	
Total Votes Cast	754	100.00%	
Contest Totals	825		

201

COURT OF APPEALS JUDGE, DEPARTMENT 1

Vote For 1

	TOTAL	VOTE %	
NP FORSBERG, RHONDA K.	184	24.37%	
NP WESTBROOK, DEBORAH	372	49.27%	
NONE OF THESE CANDIDATES	199	26.36%	
Total Votes Cast	755	100.00%	
Contest Totals	825		

COURT OF APPEALS JUDGE, DEPARTMENT 2

Vote For 1

	TOTAL	VOTE %	
NP GIBBONS, MICHAEL	575	76.36%	
NONE OF THESE CANDIDATES	178	23.64%	
Total Votes Cast	753	100.00%	
Contest Totals	825		

COURT OF APPEALS JUDGE, DEPARTMENT 3

Vote For 1

	TOTAL	VOTE %	
NP BULLA, BONNIE	541	71.94%	
NONE OF THESE CANDIDATES	211	28.06%	
Total Votes Cast	752	100.00%	
Contest Totals	825		

SCHOOL TRUSTEE, DISTRICT 1

Vote For 1

	TOTAL	VOTE %	
NP RAMIREZ, MARIA "LUPE"	381	51.00%	
NP STINSON, JASON	366	49.00%	
Total Votes Cast	747	100.00%	
Contest Totals	825		

SCHOOL TRUSTEE, DISTRICT 6




Vote For 1

	TOTAL	VOTE %	
NP COBB-ADAMS, SHANNA	347	47.40%	
NP WALT, MOLLY	385	52.60%	
Total Votes Cast	732	100.00%	
Contest Totals	825		

201




CLERK-RECORDER

Vote For 1

	TOTAL	VOTE %	
NP HOEN, WILLIAM "SCOTT"	394	52.19%	
NP WILKE-MCCULLOCH, STACIE	361	47.81%	
Total Votes Cast	755	100.00%	
Contest Totals	825		


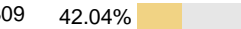

BOARD OF SUPERVISORS, WARD 1

Vote For 1

	TOTAL	VOTE %	
NP BRADSHAW, WADE	338	45.19%	
NP GIOMI, STACEY	410	54.81%	
Total Votes Cast	748	100.00%	
Contest Totals	825		


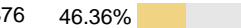

BOARD OF SUPERVISORS, WARD 3

Vote For 1

	TOTAL	VOTE %	
NP HORTON, CURTIS	426	57.96%	
NP WELLS, JAMES R.	309	42.04%	
Total Votes Cast	735	100.00%	
Contest Totals	825		


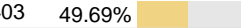

QUESTION NO. 1

Vote For 1

	TOTAL	VOTE %	
YES	435	53.64%	
NO	376	46.36%	
Total Votes Cast	811	100.00%	
Contest Totals	825		


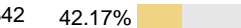

QUESTION NO. 2

Vote For 1

	TOTAL	VOTE %	
YES	408	50.31%	
NO	403	49.69%	
Total Votes Cast	811	100.00%	
Contest Totals	825		

QUESTION NO. 3




Vote For 1

	TOTAL	VOTE %	
YES	469	57.83%	
NO	342	42.17%	
Total Votes Cast	811	100.00%	
Contest Totals	825		

201

QUESTION NO. CC 1

Vote For 1

	TOTAL	VOTE %	
YES	502	61.37%	
NO	316	38.63%	
Total Votes Cast	818	100.00%	
Contest Totals	825		

203

Statistics TOTAL

Registered Voters - Total	1,769
Ballots Cast - Total	1,029
Voter Turnout - Total	58.17%

UNITED STATES SENATE

Vote For 1

	TOTAL	VOTE %	
DEM CORTEZ MASTO, CATHERINE	500	48.73%	<div style="width: 48.73%; height: 10px; background-color: #f0e68c;"></div>
REP LAXALT, ADAM PAUL	489	47.66%	<div style="width: 47.66%; height: 10px; background-color: #f0e68c;"></div>
NPP LINDEMANN, BARRY	14	1.36%	<div style="width: 1.36%; height: 10px; background-color: #f0e68c;"></div>
IAP RUBINSON, BARRY	7	0.68%	<div style="width: 0.68%; height: 10px; background-color: #f0e68c;"></div>
LPN SCOTT, NEIL	4	0.39%	<div style="width: 0.39%; height: 10px; background-color: #f0e68c;"></div>
NONE OF THESE CANDIDATES	12	1.17%	<div style="width: 1.17%; height: 10px; background-color: #f0e68c;"></div>
Total Votes Cast	1,026	100.00%	<div style="width: 100%; height: 10px; background-color: #f0e68c;"></div>
Contest Totals	1,029		

US REPRESENTATIVE IN CONGRESS DISTRICT 2

Vote For 1

	TOTAL	VOTE %	
REP AMODEI, MARK E.	543	53.08%	<div style="width: 53.08%; height: 10px; background-color: #f0e68c;"></div>
LPN BABER, DARRYL	11	1.08%	<div style="width: 1.08%; height: 10px; background-color: #f0e68c;"></div>
IAP BEST, RUSSELL	20	1.96%	<div style="width: 1.96%; height: 10px; background-color: #f0e68c;"></div>
DEM KRAUSE, ELIZABETH	449	43.89%	<div style="width: 43.89%; height: 10px; background-color: #f0e68c;"></div>
Total Votes Cast	1,023	100.00%	<div style="width: 100%; height: 10px; background-color: #f0e68c;"></div>
Contest Totals	1,029		

GOVERNOR

Vote For 1

	TOTAL	VOTE %	
IAP BRIDGES, ED	14	1.36%	<div style="width: 1.36%; height: 10px; background-color: #f0e68c;"></div>
LPN DAVIS, BRANDON	16	1.56%	<div style="width: 1.56%; height: 10px; background-color: #f0e68c;"></div>
REP LOMBARDO, JOE	492	47.95%	<div style="width: 47.95%; height: 10px; background-color: #f0e68c;"></div>
DEM SISOLAK, STEVE	487	47.47%	<div style="width: 47.47%; height: 10px; background-color: #f0e68c;"></div>
NONE OF THESE CANDIDATES	17	1.66%	<div style="width: 1.66%; height: 10px; background-color: #f0e68c;"></div>
Total Votes Cast	1,026	100.00%	<div style="width: 100%; height: 10px; background-color: #f0e68c;"></div>
Contest Totals	1,029		

203

LIEUTENANT GOVERNOR

Vote For 1

	TOTAL	VOTE %	
REP ANTHONY, STAVROS	499	48.78%	<div style="width: 48.78%; background-color: #f1c40f;"></div>
DEM CANO BURKHEAD, ELIZABETH	464	45.36%	<div style="width: 45.36%; background-color: #f1c40f;"></div>
NPP DELAP, JOHN "TREY"	11	1.08%	<div style="width: 1.08%; background-color: #f1c40f;"></div>
IAP HOGE, WILLIAM	15	1.47%	<div style="width: 1.47%; background-color: #f1c40f;"></div>
LPN TACHQUIN, JAVI "TRUJILLO"	15	1.47%	<div style="width: 1.47%; background-color: #f1c40f;"></div>
NONE OF THESE CANDIDATES	19	1.86%	<div style="width: 1.86%; background-color: #f1c40f;"></div>
Total Votes Cast	1,023	100.00%	<div style="width: 100%; background-color: #f1c40f;"></div>
Contest Totals	1,029		

SECRETARY OF STATE

Vote For 1

	TOTAL	VOTE %	
DEM AGUILAR, FRANCISCO "CISCO"	510	50.10%	<div style="width: 50.10%; background-color: #f1c40f;"></div>
LPN CRANE, ROSS	8	0.79%	<div style="width: 0.79%; background-color: #f1c40f;"></div>
IAP HANSEN, JANINE	37	3.63%	<div style="width: 3.63%; background-color: #f1c40f;"></div>
REP MARCHANT, JIM	446	43.81%	<div style="width: 43.81%; background-color: #f1c40f;"></div>
NONE OF THESE CANDIDATES	17	1.67%	<div style="width: 1.67%; background-color: #f1c40f;"></div>
Total Votes Cast	1,018	100.00%	<div style="width: 100%; background-color: #f1c40f;"></div>
Contest Totals	1,029		

STATE TREASURER

Vote For 1

	TOTAL	VOTE %	
DEM CONINE, ZACH	496	48.39%	<div style="width: 48.39%; background-color: #f1c40f;"></div>
LPN ELLIOTT, BRYAN	11	1.07%	<div style="width: 1.07%; background-color: #f1c40f;"></div>
REP FIORE, MICHELE	477	46.54%	<div style="width: 46.54%; background-color: #f1c40f;"></div>
IAP HENDRICKSON, MARGARET	23	2.24%	<div style="width: 2.24%; background-color: #f1c40f;"></div>
NONE OF THESE CANDIDATES	18	1.76%	<div style="width: 1.76%; background-color: #f1c40f;"></div>
Total Votes Cast	1,025	100.00%	<div style="width: 100%; background-color: #f1c40f;"></div>
Contest Totals	1,029		

STATE CONTROLLER

Vote For 1

	TOTAL	VOTE %	
REP MATTHEWS, ANDY	506	49.46%	<div style="width: 49.46%; background-color: #f1c40f;"></div>
LPN PROFETA, JED W.	25	2.44%	<div style="width: 2.44%; background-color: #f1c40f;"></div>
DEM SPIEGEL, ELLEN	471	46.04%	<div style="width: 46.04%; background-color: #f1c40f;"></div>
NONE OF THESE CANDIDATES	21	2.05%	<div style="width: 2.05%; background-color: #f1c40f;"></div>
Total Votes Cast	1,023	100.00%	<div style="width: 100%; background-color: #f1c40f;"></div>
Contest Totals	1,029		

203

ATTORNEY GENERAL

Vote For 1

	TOTAL	VOTE %	
REP CHATTAH, SIGAL	412	40.23%	
DEM FORD, AARON D.	528	51.56%	
LPN KENNEDY, JOHN T.	44	4.30%	
NONE OF THESE CANDIDATES	40	3.91%	
Total Votes Cast	1,024	100.00%	
Contest Totals	1,029		

STATE SENATE, DISTRICT 16

Vote For 1

	TOTAL	VOTE %	
REP KRASNER, LISA	522	51.84%	
DEM SIMS, AARON	485	48.16%	
Total Votes Cast	1,007	100.00%	
Contest Totals	1,029		

STATE ASSEMBLY, DISTRICT 40

Vote For 1

	TOTAL	VOTE %	
DEM MCDANIEL, SHANNON C.	476	46.99%	
REP O'NEILL, PHILIP "PK"	516	50.94%	
LPN TOLL, SAM	21	2.07%	
Total Votes Cast	1,013	100.00%	
Contest Totals	1,029		

JUSTICE OF THE SUPREME COURT, SEAT A

Vote For 1

	TOTAL	VOTE %	
NP BELL, LINDA	731	77.68%	
NONE OF THESE CANDIDATES	210	22.32%	
Total Votes Cast	941	100.00%	
Contest Totals	1,029		

JUSTICE OF THE SUPREME COURT, SEAT E

Vote For 1

	TOTAL	VOTE %	
NP PARRAGUIRRE, RON D.	725	77.21%	
NONE OF THESE CANDIDATES	214	22.79%	
Total Votes Cast	939	100.00%	
Contest Totals	1,029		

203

COURT OF APPEALS JUDGE, DEPARTMENT 1

Vote For 1

	TOTAL	VOTE %
NP FORSBERG, RHONDA K.	238	25.37%
NP WESTBROOK, DEBORAH	488	52.03%
NONE OF THESE CANDIDATES	212	22.60%
Total Votes Cast	938	100.00%
Contest Totals	1,029	

COURT OF APPEALS JUDGE, DEPARTMENT 2

Vote For 1

	TOTAL	VOTE %
NP GIBBONS, MICHAEL	733	78.73%
NONE OF THESE CANDIDATES	198	21.27%
Total Votes Cast	931	100.00%
Contest Totals	1,029	

COURT OF APPEALS JUDGE, DEPARTMENT 3

Vote For 1

	TOTAL	VOTE %
NP BULLA, BONNIE	706	76.32%
NONE OF THESE CANDIDATES	219	23.68%
Total Votes Cast	925	100.00%
Contest Totals	1,029	

SCHOOL TRUSTEE, DISTRICT 1

Vote For 1

	TOTAL	VOTE %
NP RAMIREZ, MARIA "LUPE"	562	59.16%
NP STINSON, JASON	388	40.84%
Total Votes Cast	950	100.00%
Contest Totals	1,029	

SCHOOL TRUSTEE, DISTRICT 6




Vote For 1

	TOTAL	VOTE %
NP COBB-ADAMS, SHANNA	398	42.80%
NP WALT, MOLLY	532	57.20%
Total Votes Cast	930	100.00%
Contest Totals	1,029	

203




CLERK-RECORDER

Vote For 1

	TOTAL	VOTE %	
NP HOEN, WILLIAM "SCOTT"	415	43.73%	
NP WILKE-MCCULLOCH, STACIE	534	56.27%	
Total Votes Cast	949	100.00%	
Contest Totals	1,029		




BOARD OF SUPERVISORS, WARD 1

Vote For 1

	TOTAL	VOTE %	
NP BRADSHAW, WADE	364	38.20%	
NP GIOMI, STACEY	589	61.80%	
Total Votes Cast	953	100.00%	
Contest Totals	1,029		




BOARD OF SUPERVISORS, WARD 3

Vote For 1

	TOTAL	VOTE %	
NP HORTON, CURTIS	533	57.56%	
NP WELLS, JAMES R.	393	42.44%	
Total Votes Cast	926	100.00%	
Contest Totals	1,029		




QUESTION NO. 1

Vote For 1

	TOTAL	VOTE %	
YES	565	56.39%	
NO	437	43.61%	
Total Votes Cast	1,002	100.00%	
Contest Totals	1,029		




QUESTION NO. 2

Vote For 1

	TOTAL	VOTE %	
YES	521	52.20%	
NO	477	47.80%	
Total Votes Cast	998	100.00%	
Contest Totals	1,029		

QUESTION NO. 3




Vote For 1

	TOTAL	VOTE %	
YES	534	53.03%	
NO	473	46.97%	
Total Votes Cast	1,007	100.00%	
Contest Totals	1,029		

203

QUESTION NO. CC 1

Vote For 1








	TOTAL	VOTE %	
YES	634	62.52%	
NO	380	37.48%	
Total Votes Cast	1,014	100.00%	
Contest Totals	1,029		

205

Statistics	TOTAL
Registered Voters - Total	1,733
Ballots Cast - Total	1,071
Voter Turnout - Total	61.80%






UNITED STATES SENATE

Vote For 1

	TOTAL	VOTE %	
DEM CORTEZ MASTO, CATHERINE	489	45.83%	
REP LAXALT, ADAM PAUL	543	50.89%	
NPP LINDEMANN, BARRY	14	1.31%	
IAP RUBINSON, BARRY	4	0.37%	
LPN SCOTT, NEIL	10	0.94%	
NONE OF THESE CANDIDATES	7	0.66%	
Total Votes Cast	1,067	100.00%	
Contest Totals	1,071		







US REPRESENTATIVE IN CONGRESS DISTRICT 2

Vote For 1

	TOTAL	VOTE %	
REP AMODEI, MARK E.	621	58.31%	
LPN BABER, DARRYL	13	1.22%	
IAP BEST, RUSSELL	13	1.22%	
DEM KRAUSE, ELIZABETH	418	39.25%	
Total Votes Cast	1,065	100.00%	
Contest Totals	1,071		

GOVERNOR








Vote For 1

	TOTAL	VOTE %	
IAP BRIDGES, ED	14	1.32%	
LPN DAVIS, BRANDON	23	2.16%	
REP LOMBARDO, JOE	575	54.04%	
DEM SISOLAK, STEVE	439	41.26%	
NONE OF THESE CANDIDATES	13	1.22%	
Total Votes Cast	1,064	100.00%	
Contest Totals	1,071		

205







LIEUTENANT GOVERNOR

Vote For 1

	TOTAL	VOTE %	
REP ANTHONY, STAVROS	561	52.97%	
DEM CANO BURKHEAD, ELIZABETH	436	41.17%	
NPP DELAP, JOHN "TREY"	15	1.42%	
IAP HOGE, WILLIAM	10	0.94%	
LPN TACHIQUIN, JAVI "TRUJILLO"	16	1.51%	
NONE OF THESE CANDIDATES	21	1.98%	
Total Votes Cast	1,059	100.00%	
Contest Totals	1,071		







SECRETARY OF STATE

Vote For 1

	TOTAL	VOTE %	
DEM AGUILAR, FRANCISCO "CISCO"	492	46.50%	
LPN CRANE, ROSS	12	1.13%	
IAP HANSEN, JANINE	18	1.70%	
REP MARCHANT, JIM	526	49.72%	
NONE OF THESE CANDIDATES	10	0.95%	
Total Votes Cast	1,058	100.00%	
Contest Totals	1,071		






STATE TREASURER

Vote For 1

	TOTAL	VOTE %	
DEM CONINE, ZACH	470	44.55%	
LPN ELLIOTT, BRYAN	26	2.46%	
REP FIORE, MICHELE	524	49.67%	
IAP HENDRICKSON, MARGARET	17	1.61%	
NONE OF THESE CANDIDATES	18	1.71%	
Total Votes Cast	1,055	100.00%	
Contest Totals	1,071		

STATE CONTROLLER

Vote For 1

	TOTAL	VOTE %	
REP MATTHEWS, ANDY	575	54.55%	
LPN PROFETA, JED W.	15	1.42%	
DEM SPIEGEL, ELLEN	431	40.89%	
NONE OF THESE CANDIDATES	33	3.13%	
Total Votes Cast	1,054	100.00%	
Contest Totals	1,071		

205

ATTORNEY GENERAL

Vote For 1

	TOTAL	VOTE %	
REP CHATTAH, SIGAL	438	41.36%	
DEM FORD, AARON D.	521	49.20%	
LPN KENNEDY, JOHN T.	52	4.91%	
NONE OF THESE CANDIDATES	48	4.53%	
Total Votes Cast	1,059	100.00%	
Contest Totals	1,071		

STATE SENATE, DISTRICT 16

Vote For 1

	TOTAL	VOTE %	
REP KRASNER, LISA	606	58.10%	
DEM SIMS, AARON	437	41.90%	
Total Votes Cast	1,043	100.00%	
Contest Totals	1,071		

STATE ASSEMBLY, DISTRICT 40

Vote For 1

	TOTAL	VOTE %	
DEM MCDANIEL, SHANNON C.	418	39.92%	
REP O'NEILL, PHILIP "PK"	594	56.73%	
LPN TOLL, SAM	35	3.34%	
Total Votes Cast	1,047	100.00%	
Contest Totals	1,071		

JUSTICE OF THE SUPREME COURT, SEAT A

Vote For 1

	TOTAL	VOTE %	
NP BELL, LINDA	740	75.90%	
NONE OF THESE CANDIDATES	235	24.10%	
Total Votes Cast	975	100.00%	
Contest Totals	1,071		

JUSTICE OF THE SUPREME COURT, SEAT E

Vote For 1

	TOTAL	VOTE %	
NP PARRAGUIRRE, RON D.	752	76.73%	
NONE OF THESE CANDIDATES	228	23.27%	
Total Votes Cast	980	100.00%	
Contest Totals	1,071		

205

COURT OF APPEALS JUDGE, DEPARTMENT 1

Vote For 1

	TOTAL	VOTE %	
NP FORSBERG, RHONDA K.	251	25.64%	
NP WESTBROOK, DEBORAH	490	50.05%	
NONE OF THESE CANDIDATES	238	24.31%	
Total Votes Cast	979	100.00%	
Contest Totals	1,071		

COURT OF APPEALS JUDGE, DEPARTMENT 2

Vote For 1

	TOTAL	VOTE %	
NP GIBBONS, MICHAEL	748	76.88%	
NONE OF THESE CANDIDATES	225	23.12%	
Total Votes Cast	973	100.00%	
Contest Totals	1,071		

COURT OF APPEALS JUDGE, DEPARTMENT 3

Vote For 1

	TOTAL	VOTE %	
NP BULLA, BONNIE	702	72.75%	
NONE OF THESE CANDIDATES	263	27.25%	
Total Votes Cast	965	100.00%	
Contest Totals	1,071		

SCHOOL TRUSTEE, DISTRICT 1

Vote For 1

	TOTAL	VOTE %	
NP RAMIREZ, MARIA "LUPE"	573	58.95%	
NP STINSON, JASON	399	41.05%	
Total Votes Cast	972	100.00%	
Contest Totals	1,071		

SCHOOL TRUSTEE, DISTRICT 6




Vote For 1

	TOTAL	VOTE %	
NP COBB-ADAMS, SHANNA	393	41.99%	
NP WALT, MOLLY	543	58.01%	
Total Votes Cast	936	100.00%	
Contest Totals	1,071		

205




CLERK-RECORDER

Vote For 1

	TOTAL	VOTE %	
NP HOEN, WILLIAM "SCOTT"	481	50.31%	
NP WILKE-MCCULLOCH, STACIE	475	49.69%	
Total Votes Cast	956	100.00%	
Contest Totals	1,071		




BOARD OF SUPERVISORS, WARD 1

Vote For 1

	TOTAL	VOTE %	
NP BRADSHAW, WADE	372	39.24%	
NP GIOMI, STACEY	576	60.76%	
Total Votes Cast	948	100.00%	
Contest Totals	1,071		




BOARD OF SUPERVISORS, WARD 3

Vote For 1

	TOTAL	VOTE %	
NP HORTON, CURTIS	546	58.09%	
NP WELLS, JAMES R.	394	41.91%	
Total Votes Cast	940	100.00%	
Contest Totals	1,071		




QUESTION NO. 1

Vote For 1

	TOTAL	VOTE %	
YES	564	53.92%	
NO	482	46.08%	
Total Votes Cast	1,046	100.00%	
Contest Totals	1,071		




QUESTION NO. 2

Vote For 1

	TOTAL	VOTE %	
YES	522	49.90%	
NO	524	50.10%	
Total Votes Cast	1,046	100.00%	
Contest Totals	1,071		

QUESTION NO. 3




Vote For 1

	TOTAL	VOTE %	
YES	545	52.15%	
NO	500	47.85%	
Total Votes Cast	1,045	100.00%	
Contest Totals	1,071		

205

QUESTION NO. CC 1

Vote For 1

	TOTAL	VOTE %	
YES	670	63.45%	
NO	386	36.55%	
Total Votes Cast	1,056	100.00%	
Contest Totals	1,071		

207

Statistics TOTAL

Registered Voters - Total	1,635
Ballots Cast - Total	895
Voter Turnout - Total	54.74%

UNITED STATES SENATE

Vote For 1

	TOTAL	VOTE %	
DEM CORTEZ MASTO, CATHERINE	376	42.15%	<div style="width: 42.15%; background-color: #f0e68c; border: 1px solid #ccc;"></div>
REP LAXALT, ADAM PAUL	470	52.69%	<div style="width: 52.69%; background-color: #f0e68c; border: 1px solid #ccc;"></div>
NPP LINDEMANN, BARRY	5	0.56%	<div style="width: 0.56%; background-color: #f0e68c; border: 1px solid #ccc;"></div>
IAP RUBINSON, BARRY	14	1.57%	<div style="width: 1.57%; background-color: #f0e68c; border: 1px solid #ccc;"></div>
LPN SCOTT, NEIL	9	1.01%	<div style="width: 1.01%; background-color: #f0e68c; border: 1px solid #ccc;"></div>
NONE OF THESE CANDIDATES	18	2.02%	<div style="width: 2.02%; background-color: #f0e68c; border: 1px solid #ccc;"></div>
Total Votes Cast	892	100.00%	<div style="width: 100%; background-color: #f0e68c; border: 1px solid #ccc;"></div>
Contest Totals	895		

US REPRESENTATIVE IN CONGRESS DISTRICT 2

Vote For 1

	TOTAL	VOTE %	
REP AMODEI, MARK E.	539	60.63%	<div style="width: 60.63%; background-color: #f0e68c; border: 1px solid #ccc;"></div>
LPN BABER, DARRYL	3	0.34%	<div style="width: 0.34%; background-color: #f0e68c; border: 1px solid #ccc;"></div>
IAP BEST, RUSSELL	13	1.46%	<div style="width: 1.46%; background-color: #f0e68c; border: 1px solid #ccc;"></div>
DEM KRAUSE, ELIZABETH	334	37.57%	<div style="width: 37.57%; background-color: #f0e68c; border: 1px solid #ccc;"></div>
Total Votes Cast	889	100.00%	<div style="width: 100%; background-color: #f0e68c; border: 1px solid #ccc;"></div>
Contest Totals	895		

GOVERNOR








Vote For 1

	TOTAL	VOTE %	
IAP BRIDGES, ED	10	1.12%	<div style="width: 1.12%; background-color: #f0e68c; border: 1px solid #ccc;"></div>
LPN DAVIS, BRANDON	12	1.35%	<div style="width: 1.35%; background-color: #f0e68c; border: 1px solid #ccc;"></div>
REP LOMBARDO, JOE	477	53.66%	<div style="width: 53.66%; background-color: #f0e68c; border: 1px solid #ccc;"></div>
DEM SISOLAK, STEVE	363	40.83%	<div style="width: 40.83%; background-color: #f0e68c; border: 1px solid #ccc;"></div>
NONE OF THESE CANDIDATES	27	3.04%	<div style="width: 3.04%; background-color: #f0e68c; border: 1px solid #ccc;"></div>
Total Votes Cast	889	100.00%	<div style="width: 100%; background-color: #f0e68c; border: 1px solid #ccc;"></div>
Contest Totals	895		

207







LIEUTENANT GOVERNOR

Vote For 1

	TOTAL	VOTE %	
REP ANTHONY, STAVROS	485	55.05%	
DEM CANO BURKHEAD, ELIZABETH	337	38.25%	
NPP DELAP, JOHN "TREY"	5	0.57%	
IAP HOGE, WILLIAM	14	1.59%	
LPN TACHQUIN, JAVI "TRUJILLO"	12	1.36%	
NONE OF THESE CANDIDATES	28	3.18%	
Total Votes Cast	881	100.00%	
Contest Totals	895		







SECRETARY OF STATE

Vote For 1

	TOTAL	VOTE %	
DEM AGUILAR, FRANCISCO "CISCO"	383	43.23%	
LPN CRANE, ROSS	5	0.56%	
IAP HANSEN, JANINE	28	3.16%	
REP MARCHANT, JIM	449	50.68%	
NONE OF THESE CANDIDATES	21	2.37%	
Total Votes Cast	886	100.00%	
Contest Totals	895		






STATE TREASURER

Vote For 1

	TOTAL	VOTE %	
DEM CONINE, ZACH	344	38.83%	
LPN ELLIOTT, BRYAN	17	1.92%	
REP FIORE, MICHELE	469	52.93%	
IAP HENDRICKSON, MARGARET	22	2.48%	
NONE OF THESE CANDIDATES	34	3.84%	
Total Votes Cast	886	100.00%	
Contest Totals	895		

STATE CONTROLLER






Vote For 1

	TOTAL	VOTE %	
REP MATTHEWS, ANDY	492	55.78%	
LPN PROFETA, JED W.	11	1.25%	
DEM SPIEGEL, ELLEN	340	38.55%	
NONE OF THESE CANDIDATES	39	4.42%	
Total Votes Cast	882	100.00%	
Contest Totals	895		

207




ATTORNEY GENERAL

Vote For 1

	TOTAL	VOTE %	
REP CHATTAH, SIGAL	372	41.99%	
DEM FORD, AARON D.	424	47.86%	
LPN KENNEDY, JOHN T.	40	4.51%	
NONE OF THESE CANDIDATES	50	5.64%	
Total Votes Cast	886	100.00%	
Contest Totals	895		





STATE SENATE, DISTRICT 16

Vote For 1

	TOTAL	VOTE %	
REP KRASNER, LISA	525	60.41%	
DEM SIMS, AARON	344	39.59%	
Total Votes Cast	869	100.00%	
Contest Totals	895		




STATE ASSEMBLY, DISTRICT 40

Vote For 1

	TOTAL	VOTE %	
DEM MCDANIEL, SHANNON C.	347	39.57%	
REP O'NEILL, PHILIP "PK"	511	58.27%	
LPN TOLL, SAM	19	2.17%	
Total Votes Cast	877	100.00%	
Contest Totals	895		




JUSTICE OF THE SUPREME COURT, SEAT A

Vote For 1

	TOTAL	VOTE %	
NP BELL, LINDA	623	75.33%	
NONE OF THESE CANDIDATES	204	24.67%	
Total Votes Cast	827	100.00%	
Contest Totals	895		

JUSTICE OF THE SUPREME COURT, SEAT E

Vote For 1

	TOTAL	VOTE %	
NP PARRAGUIRRE, RON D.	610	73.76%	
NONE OF THESE CANDIDATES	217	26.24%	
Total Votes Cast	827	100.00%	
Contest Totals	895		

207

COURT OF APPEALS JUDGE, DEPARTMENT 1

Vote For 1

	TOTAL	VOTE %	
NP FORSBERG, RHONDA K.	203	24.70%	
NP WESTBROOK, DEBORAH	403	49.03%	
NONE OF THESE CANDIDATES	216	26.28%	
Total Votes Cast	822	100.00%	
Contest Totals	895		

COURT OF APPEALS JUDGE, DEPARTMENT 2

Vote For 1

	TOTAL	VOTE %	
NP GIBBONS, MICHAEL	625	76.41%	
NONE OF THESE CANDIDATES	193	23.59%	
Total Votes Cast	818	100.00%	
Contest Totals	895		

COURT OF APPEALS JUDGE, DEPARTMENT 3

Vote For 1

	TOTAL	VOTE %	
NP BULLA, BONNIE	590	72.30%	
NONE OF THESE CANDIDATES	226	27.70%	
Total Votes Cast	816	100.00%	
Contest Totals	895		

SCHOOL TRUSTEE, DISTRICT 1

Vote For 1

	TOTAL	VOTE %	
NP RAMIREZ, MARIA "LUPE"	382	48.91%	
NP STINSON, JASON	399	51.09%	
Total Votes Cast	781	100.00%	
Contest Totals	895		

SCHOOL TRUSTEE, DISTRICT 6

Vote For 1

	TOTAL	VOTE %	
NP COBB-ADAMS, SHANNA	348	46.09%	
NP WALT, MOLLY	407	53.91%	
Total Votes Cast	755	100.00%	
Contest Totals	895		

207

CLERK-RECORDER

Vote For 1

	TOTAL	VOTE %	
NP HOEN, WILLIAM "SCOTT"	404	51.33%	<div style="width: 51.33%;"><div style="width: 51.33%;"></div></div>
NP WILKE-MCCULLOCH, STACIE	383	48.67%	<div style="width: 48.67%;"><div style="width: 48.67%;"></div></div>
Total Votes Cast	787	100.00%	<div style="width: 100%;"><div style="width: 100%;"></div></div>
Contest Totals	895		

BOARD OF SUPERVISORS, WARD 1

Vote For 1

	TOTAL	VOTE %	
NP BRADSHAW, WADE	341	43.66%	<div style="width: 43.66%;"><div style="width: 43.66%;"></div></div>
NP GIOMI, STACEY	440	56.34%	<div style="width: 56.34%;"><div style="width: 56.34%;"></div></div>
Total Votes Cast	781	100.00%	<div style="width: 100%;"><div style="width: 100%;"></div></div>
Contest Totals	895		

BOARD OF SUPERVISORS, WARD 3

Vote For 1

	TOTAL	VOTE %	
NP HORTON, CURTIS	433	56.38%	<div style="width: 56.38%;"><div style="width: 56.38%;"></div></div>
NP WELLS, JAMES R.	335	43.62%	<div style="width: 43.62%;"><div style="width: 43.62%;"></div></div>
Total Votes Cast	768	100.00%	<div style="width: 100%;"><div style="width: 100%;"></div></div>
Contest Totals	895		

QUESTION NO. 1

Vote For 1

	TOTAL	VOTE %	
YES	470	53.84%	<div style="width: 53.84%;"><div style="width: 53.84%;"></div></div>
NO	403	46.16%	<div style="width: 46.16%;"><div style="width: 46.16%;"></div></div>
Total Votes Cast	873	100.00%	<div style="width: 100%;"><div style="width: 100%;"></div></div>
Contest Totals	895		

QUESTION NO. 2

Vote For 1

	TOTAL	VOTE %	
YES	447	51.26%	<div style="width: 51.26%;"><div style="width: 51.26%;"></div></div>
NO	425	48.74%	<div style="width: 48.74%;"><div style="width: 48.74%;"></div></div>
Total Votes Cast	872	100.00%	<div style="width: 100%;"><div style="width: 100%;"></div></div>
Contest Totals	895		

QUESTION NO. 3




Vote For 1

	TOTAL	VOTE %	
YES	463	52.73%	<div style="width: 52.73%;"><div style="width: 52.73%;"></div></div>
NO	415	47.27%	<div style="width: 47.27%;"><div style="width: 47.27%;"></div></div>
Total Votes Cast	878	100.00%	<div style="width: 100%;"><div style="width: 100%;"></div></div>
Contest Totals	895		

207

QUESTION NO. CC 1

Vote For 1








	TOTAL	VOTE %	
YES	540	61.36%	
NO	340	38.64%	
Total Votes Cast	880	100.00%	
Contest Totals	895		

209

Statistics	TOTAL
Registered Voters - Total	1,193
Ballots Cast - Total	635
Voter Turnout - Total	53.23%






UNITED STATES SENATE

Vote For 1

	TOTAL	VOTE %	
DEM CORTEZ MASTO, CATHERINE	282	44.62%	
REP LAXALT, ADAM PAUL	309	48.89%	
NPP LINDEMANN, BARRY	6	0.95%	
IAP RUBINSON, BARRY	10	1.58%	
LPN SCOTT, NEIL	10	1.58%	
NONE OF THESE CANDIDATES	15	2.37%	
Total Votes Cast	632	100.00%	
Contest Totals	635		







US REPRESENTATIVE IN CONGRESS DISTRICT 2

Vote For 1

	TOTAL	VOTE %	
REP AMODEI, MARK E.	355	56.08%	
LPN BABER, DARRYL	9	1.42%	
IAP BEST, RUSSELL	11	1.74%	
DEM KRAUSE, ELIZABETH	258	40.76%	
Total Votes Cast	633	100.00%	
Contest Totals	635		

GOVERNOR

Vote For 1

	TOTAL	VOTE %	
IAP BRIDGES, ED	8	1.27%	
LPN DAVIS, BRANDON	16	2.53%	
REP LOMBARDO, JOE	312	49.37%	
DEM SISOLAK, STEVE	273	43.20%	
NONE OF THESE CANDIDATES	23	3.64%	
Total Votes Cast	632	100.00%	
Contest Totals	635		

209

LIEUTENANT GOVERNOR

Vote For 1

	TOTAL	VOTE %	
REP ANTHONY, STAVROS	318	50.48%	
DEM CANO BURKHEAD, ELIZABETH	261	41.43%	
NPP DELAP, JOHN "TREY"	5	0.79%	
IAP HOGE, WILLIAM	9	1.43%	
LPN TACHQUIN, JAVI "TRUJILLO"	13	2.06%	
NONE OF THESE CANDIDATES	24	3.81%	
Total Votes Cast	630	100.00%	
Contest Totals	635		

SECRETARY OF STATE

Vote For 1

	TOTAL	VOTE %	
DEM AGUILAR, FRANCISCO "CISCO"	288	45.79%	
LPN CRANE, ROSS	7	1.11%	
IAP HANSEN, JANINE	20	3.18%	
REP MARCHANT, JIM	302	48.01%	
NONE OF THESE CANDIDATES	12	1.91%	
Total Votes Cast	629	100.00%	
Contest Totals	635		

STATE TREASURER

Vote For 1

	TOTAL	VOTE %	
DEM CONINE, ZACH	273	43.20%	
LPN ELLIOTT, BRYAN	7	1.11%	
REP FIORE, MICHELE	320	50.63%	
IAP HENDRICKSON, MARGARET	14	2.22%	
NONE OF THESE CANDIDATES	18	2.85%	
Total Votes Cast	632	100.00%	
Contest Totals	635		

STATE CONTROLLER

Vote For 1

	TOTAL	VOTE %	
REP MATTHEWS, ANDY	330	52.38%	
LPN PROFETA, JED W.	12	1.90%	
DEM SPIEGEL, ELLEN	269	42.70%	
NONE OF THESE CANDIDATES	19	3.02%	
Total Votes Cast	630	100.00%	
Contest Totals	635		

209

ATTORNEY GENERAL

Vote For 1

	TOTAL	VOTE %	
REP CHATTAH, SIGAL	268	42.47%	
DEM FORD, AARON D.	301	47.70%	
LPN KENNEDY, JOHN T.	37	5.86%	
NONE OF THESE CANDIDATES	25	3.96%	
Total Votes Cast	631	100.00%	
Contest Totals	635		

STATE SENATE, DISTRICT 16

Vote For 1

	TOTAL	VOTE %	
REP KRASNER, LISA	354	56.91%	
DEM SIMS, AARON	268	43.09%	
Total Votes Cast	622	100.00%	
Contest Totals	635		

STATE ASSEMBLY, DISTRICT 40

Vote For 1

	TOTAL	VOTE %	
DEM MCDANIEL, SHANNON C.	266	42.56%	
REP O'NEILL, PHILIP "PK"	340	54.40%	
LPN TOLL, SAM	19	3.04%	
Total Votes Cast	625	100.00%	
Contest Totals	635		

JUSTICE OF THE SUPREME COURT, SEAT A

Vote For 1

	TOTAL	VOTE %	
NP BELL, LINDA	456	76.25%	
NONE OF THESE CANDIDATES	142	23.75%	
Total Votes Cast	598	100.00%	
Contest Totals	635		

JUSTICE OF THE SUPREME COURT, SEAT E

Vote For 1

	TOTAL	VOTE %	
NP PARRAGUIRRE, RON D.	458	76.85%	
NONE OF THESE CANDIDATES	138	23.15%	
Total Votes Cast	596	100.00%	
Contest Totals	635		

209

COURT OF APPEALS JUDGE, DEPARTMENT 1

Vote For 1

	TOTAL	VOTE %	
NP FORSBERG, RHONDA K.	141	23.70%	
NP WESTBROOK, DEBORAH	313	52.60%	
NONE OF THESE CANDIDATES	141	23.70%	
Total Votes Cast	595	100.00%	
Contest Totals	635		

COURT OF APPEALS JUDGE, DEPARTMENT 2

Vote For 1

	TOTAL	VOTE %	
NP GIBBONS, MICHAEL	478	79.93%	
NONE OF THESE CANDIDATES	120	20.07%	
Total Votes Cast	598	100.00%	
Contest Totals	635		

COURT OF APPEALS JUDGE, DEPARTMENT 3

Vote For 1

	TOTAL	VOTE %	
NP BULLA, BONNIE	443	73.96%	
NONE OF THESE CANDIDATES	156	26.04%	
Total Votes Cast	599	100.00%	
Contest Totals	635		

SCHOOL TRUSTEE, DISTRICT 1

Vote For 1

	TOTAL	VOTE %	
NP RAMIREZ, MARIA "LUPE"	325	55.46%	
NP STINSON, JASON	261	44.54%	
Total Votes Cast	586	100.00%	
Contest Totals	635		

SCHOOL TRUSTEE, DISTRICT 6

Vote For 1

	TOTAL	VOTE %	
NP COBB-ADAMS, SHANNA	273	47.48%	
NP WALT, MOLLY	302	52.52%	
Total Votes Cast	575	100.00%	
Contest Totals	635		

209

CLERK-RECORDER

Vote For 1

	TOTAL	VOTE %	
NP HOEN, WILLIAM "SCOTT"	271	46.09%	<div style="width: 46.09%;"><div style="width: 46.09%;"></div></div>
NP WILKE-MCCULLOCH, STACIE	317	53.91%	<div style="width: 53.91%;"><div style="width: 53.91%;"></div></div>
Total Votes Cast	588	100.00%	<div style="width: 100%;"><div style="width: 100%;"></div></div>
Contest Totals	635		

BOARD OF SUPERVISORS, WARD 1

Vote For 1

	TOTAL	VOTE %	
NP BRADSHAW, WADE	255	44.12%	<div style="width: 44.12%;"><div style="width: 44.12%;"></div></div>
NP GIOMI, STACEY	323	55.88%	<div style="width: 55.88%;"><div style="width: 55.88%;"></div></div>
Total Votes Cast	578	100.00%	<div style="width: 100%;"><div style="width: 100%;"></div></div>
Contest Totals	635		

BOARD OF SUPERVISORS, WARD 3

Vote For 1

	TOTAL	VOTE %	
NP HORTON, CURTIS	305	53.51%	<div style="width: 53.51%;"><div style="width: 53.51%;"></div></div>
NP WELLS, JAMES R.	265	46.49%	<div style="width: 46.49%;"><div style="width: 46.49%;"></div></div>
Total Votes Cast	570	100.00%	<div style="width: 100%;"><div style="width: 100%;"></div></div>
Contest Totals	635		

QUESTION NO. 1

Vote For 1

	TOTAL	VOTE %	
YES	343	54.79%	<div style="width: 54.79%;"><div style="width: 54.79%;"></div></div>
NO	283	45.21%	<div style="width: 45.21%;"><div style="width: 45.21%;"></div></div>
Total Votes Cast	626	100.00%	<div style="width: 100%;"><div style="width: 100%;"></div></div>
Contest Totals	635		

QUESTION NO. 2

Vote For 1

	TOTAL	VOTE %	
YES	329	52.98%	<div style="width: 52.98%;"><div style="width: 52.98%;"></div></div>
NO	292	47.02%	<div style="width: 47.02%;"><div style="width: 47.02%;"></div></div>
Total Votes Cast	621	100.00%	<div style="width: 100%;"><div style="width: 100%;"></div></div>
Contest Totals	635		

QUESTION NO. 3




Vote For 1

	TOTAL	VOTE %	
YES	340	54.40%	<div style="width: 54.40%;"><div style="width: 54.40%;"></div></div>
NO	285	45.60%	<div style="width: 45.60%;"><div style="width: 45.60%;"></div></div>
Total Votes Cast	625	100.00%	<div style="width: 100%;"><div style="width: 100%;"></div></div>
Contest Totals	635		

209

QUESTION NO. CC 1

Vote For 1

	TOTAL	VOTE %	
YES	376	59.97%	
NO	251	40.03%	
Total Votes Cast	627	100.00%	
Contest Totals	635		

211

Statistics TOTAL

Registered Voters - Total	1,040
Ballots Cast - Total	669
Voter Turnout - Total	64.33%

UNITED STATES SENATE

Vote For 1

	TOTAL	VOTE %	
DEM CORTEZ MASTO, CATHERINE	267	39.97%	<div style="width: 39.97%; height: 10px; background-color: #f0e68c;"></div>
REP LAXALT, ADAM PAUL	384	57.48%	<div style="width: 57.48%; height: 10px; background-color: #f0e68c;"></div>
NPP LINDEMANN, BARRY	8	1.20%	<div style="width: 1.20%; height: 10px; background-color: #f0e68c;"></div>
IAP RUBINSON, BARRY	3	0.45%	<div style="width: 0.45%; height: 10px; background-color: #f0e68c;"></div>
LPN SCOTT, NEIL	5	0.75%	<div style="width: 0.75%; height: 10px; background-color: #f0e68c;"></div>
NONE OF THESE CANDIDATES	1	0.15%	<div style="width: 0.15%; height: 10px; background-color: #f0e68c;"></div>
Total Votes Cast	668	100.00%	<div style="width: 100%; height: 10px; background-color: #f0e68c;"></div>
Contest Totals	669		

US REPRESENTATIVE IN CONGRESS DISTRICT 2

Vote For 1

	TOTAL	VOTE %	
REP AMODEI, MARK E.	433	65.11%	<div style="width: 65.11%; height: 10px; background-color: #f0e68c;"></div>
LPN BABER, DARRYL	10	1.50%	<div style="width: 1.50%; height: 10px; background-color: #f0e68c;"></div>
IAP BEST, RUSSELL	8	1.20%	<div style="width: 1.20%; height: 10px; background-color: #f0e68c;"></div>
DEM KRAUSE, ELIZABETH	214	32.18%	<div style="width: 32.18%; height: 10px; background-color: #f0e68c;"></div>
Total Votes Cast	665	100.00%	<div style="width: 100%; height: 10px; background-color: #f0e68c;"></div>
Contest Totals	669		

GOVERNOR

Vote For 1

	TOTAL	VOTE %	
IAP BRIDGES, ED	11	1.65%	<div style="width: 1.65%; height: 10px; background-color: #f0e68c;"></div>
LPN DAVIS, BRANDON	13	1.95%	<div style="width: 1.95%; height: 10px; background-color: #f0e68c;"></div>
REP LOMBARDO, JOE	385	57.72%	<div style="width: 57.72%; height: 10px; background-color: #f0e68c;"></div>
DEM SISOLAK, STEVE	250	37.48%	<div style="width: 37.48%; height: 10px; background-color: #f0e68c;"></div>
NONE OF THESE CANDIDATES	8	1.20%	<div style="width: 1.20%; height: 10px; background-color: #f0e68c;"></div>
Total Votes Cast	667	100.00%	<div style="width: 100%; height: 10px; background-color: #f0e68c;"></div>
Contest Totals	669		

211

LIEUTENANT GOVERNOR

Vote For 1

	TOTAL	VOTE %	
REP ANTHONY, STAVROS	393	59.01%	
DEM CANO BURKHEAD, ELIZABETH	232	34.83%	
NPP DELAP, JOHN "TREY"	6	0.90%	
IAP HOGE, WILLIAM	7	1.05%	
LPN TACHQUIN, JAVI "TRUJILLO"	11	1.65%	
NONE OF THESE CANDIDATES	17	2.55%	
Total Votes Cast	666	100.00%	
Contest Totals	669		

SECRETARY OF STATE

Vote For 1

	TOTAL	VOTE %	
DEM AGUILAR, FRANCISCO "CISCO"	253	38.22%	
LPN CRANE, ROSS	10	1.51%	
IAP HANSEN, JANINE	12	1.81%	
REP MARCHANT, JIM	382	57.70%	
NONE OF THESE CANDIDATES	5	0.76%	
Total Votes Cast	662	100.00%	
Contest Totals	669		

STATE TREASURER

Vote For 1

	TOTAL	VOTE %	
DEM CONINE, ZACH	252	37.84%	
LPN ELLIOTT, BRYAN	15	2.25%	
REP FIORE, MICHELE	381	57.21%	
IAP HENDRICKSON, MARGARET	7	1.05%	
NONE OF THESE CANDIDATES	11	1.65%	
Total Votes Cast	666	100.00%	
Contest Totals	669		

STATE CONTROLLER






Vote For 1

	TOTAL	VOTE %	
REP MATTHEWS, ANDY	396	59.64%	
LPN PROFETA, JED W.	16	2.41%	
DEM SPIEGEL, ELLEN	236	35.54%	
NONE OF THESE CANDIDATES	16	2.41%	
Total Votes Cast	664	100.00%	
Contest Totals	669		

211




ATTORNEY GENERAL

Vote For 1

	TOTAL	VOTE %	
REP CHATTAH, SIGAL	320	48.48%	
DEM FORD, AARON D.	285	43.18%	
LPN KENNEDY, JOHN T.	31	4.70%	
NONE OF THESE CANDIDATES	24	3.64%	
Total Votes Cast	660	100.00%	
Contest Totals	669		





STATE SENATE, DISTRICT 16

Vote For 1

	TOTAL	VOTE %	
REP KRASNER, LISA	422	64.04%	
DEM SIMS, AARON	237	35.96%	
Total Votes Cast	659	100.00%	
Contest Totals	669		




STATE ASSEMBLY, DISTRICT 40

Vote For 1

	TOTAL	VOTE %	
DEM MCDANIEL, SHANNON C.	220	33.38%	
REP O'NEILL, PHILIP "PK"	413	62.67%	
LPN TOLL, SAM	26	3.95%	
Total Votes Cast	659	100.00%	
Contest Totals	669		




JUSTICE OF THE SUPREME COURT, SEAT A

Vote For 1

	TOTAL	VOTE %	
NP BELL, LINDA	479	78.40%	
NONE OF THESE CANDIDATES	132	21.60%	
Total Votes Cast	611	100.00%	
Contest Totals	669		

JUSTICE OF THE SUPREME COURT, SEAT E

Vote For 1

	TOTAL	VOTE %	
NP PARRAGUIRRE, RON D.	491	80.23%	
NONE OF THESE CANDIDATES	121	19.77%	
Total Votes Cast	612	100.00%	
Contest Totals	669		

211

COURT OF APPEALS JUDGE, DEPARTMENT 1

Vote For 1

	TOTAL	VOTE %
NP FORSBERG, RHONDA K.	149	24.83%
NP WESTBROOK, DEBORAH	303	50.50%
NONE OF THESE CANDIDATES	148	24.67%
Total Votes Cast	600	100.00%
Contest Totals	669	

COURT OF APPEALS JUDGE, DEPARTMENT 2

Vote For 1

	TOTAL	VOTE %
NP GIBBONS, MICHAEL	488	81.33%
NONE OF THESE CANDIDATES	112	18.67%
Total Votes Cast	600	100.00%
Contest Totals	669	

COURT OF APPEALS JUDGE, DEPARTMENT 3

Vote For 1

	TOTAL	VOTE %
NP BULLA, BONNIE	446	75.21%
NONE OF THESE CANDIDATES	147	24.79%
Total Votes Cast	593	100.00%
Contest Totals	669	

SCHOOL TRUSTEE, DISTRICT 1

Vote For 1

	TOTAL	VOTE %
NP RAMIREZ, MARIA "LUPE"	276	45.62%
NP STINSON, JASON	329	54.38%
Total Votes Cast	605	100.00%
Contest Totals	669	

SCHOOL TRUSTEE, DISTRICT 6




Vote For 1

	TOTAL	VOTE %
NP COBB-ADAMS, SHANNA	266	45.08%
NP WALT, MOLLY	324	54.92%
Total Votes Cast	590	100.00%
Contest Totals	669	

211




CLERK-RECORDER

Vote For 1

	TOTAL	VOTE %	
NP HOEN, WILLIAM "SCOTT"	355	57.91%	
NP WILKE-MCCULLOCH, STACIE	258	42.09%	
Total Votes Cast	613	100.00%	
Contest Totals	669		




BOARD OF SUPERVISORS, WARD 1

Vote For 1

	TOTAL	VOTE %	
NP BRADSHAW, WADE	288	47.68%	
NP GIOMI, STACEY	316	52.32%	
Total Votes Cast	604	100.00%	
Contest Totals	669		




BOARD OF SUPERVISORS, WARD 3

Vote For 1

	TOTAL	VOTE %	
NP HORTON, CURTIS	365	61.45%	
NP WELLS, JAMES R.	229	38.55%	
Total Votes Cast	594	100.00%	
Contest Totals	669		




QUESTION NO. 1

Vote For 1

	TOTAL	VOTE %	
YES	285	43.45%	
NO	371	56.55%	
Total Votes Cast	656	100.00%	
Contest Totals	669		




QUESTION NO. 2

Vote For 1

	TOTAL	VOTE %	
YES	262	39.82%	
NO	396	60.18%	
Total Votes Cast	658	100.00%	
Contest Totals	669		

QUESTION NO. 3




Vote For 1

	TOTAL	VOTE %	
YES	272	41.40%	
NO	385	58.60%	
Total Votes Cast	657	100.00%	
Contest Totals	669		

211

QUESTION NO. CC 1

Vote For 1

	TOTAL	VOTE %	
YES	357	54.26%	
NO	301	45.74%	
Total Votes Cast	658	100.00%	
Contest Totals	669		

301

Statistics	TOTAL
Registered Voters - Total	1,309
Ballots Cast - Total	733
Voter Turnout - Total	56.00%

UNITED STATES SENATE

Vote For 1

	TOTAL	VOTE %	
DEM CORTEZ MASTO, CATHERINE	310	42.41%	
REP LAXALT, ADAM PAUL	388	53.08%	
NPP LINDEMANN, BARRY	8	1.09%	
IAP RUBINSON, BARRY	10	1.37%	
LPN SCOTT, NEIL	9	1.23%	
NONE OF THESE CANDIDATES	6	0.82%	
Total Votes Cast	731	100.00%	
Contest Totals	733		

US REPRESENTATIVE IN CONGRESS DISTRICT 2

Vote For 1

	TOTAL	VOTE %	
REP AMODEI, MARK E.	439	60.14%	
LPN BABER, DARRYL	15	2.05%	
IAP BEST, RUSSELL	13	1.78%	
DEM KRAUSE, ELIZABETH	263	36.03%	
Total Votes Cast	730	100.00%	
Contest Totals	733		

GOVERNOR








Vote For 1

	TOTAL	VOTE %	
IAP BRIDGES, ED	13	1.78%	
LPN DAVIS, BRANDON	13	1.78%	
REP LOMBARDO, JOE	390	53.42%	
DEM SISOLAK, STEVE	299	40.96%	
NONE OF THESE CANDIDATES	15	2.05%	
Total Votes Cast	730	100.00%	
Contest Totals	733		

301

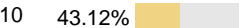
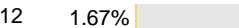


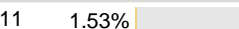
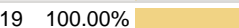
LIEUTENANT GOVERNOR

Vote For 1

	TOTAL	VOTE %	
REP ANTHONY, STAVROS	392	53.99%	
DEM CANO BURKHEAD, ELIZABETH	293	40.36%	
NPP DELAP, JOHN "TREY"	10	1.38%	
IAP HOGE, WILLIAM	11	1.52%	
LPN TACHQUIN, JAVI "TRUJILLO"	11	1.52%	
NONE OF THESE CANDIDATES	9	1.24%	
Total Votes Cast	726	100.00%	
Contest Totals	733		

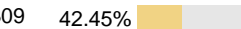

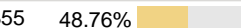
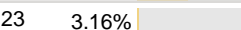

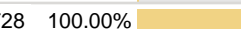
SECRETARY OF STATE

Vote For 1

	TOTAL	VOTE %	
DEM AGUILAR, FRANCISCO "CISCO"	310	43.12%	
LPN CRANE, ROSS	12	1.67%	
IAP HANSEN, JANINE	26	3.62%	
REP MARCHANT, JIM	360	50.07%	
NONE OF THESE CANDIDATES	11	1.53%	
Total Votes Cast	719	100.00%	
Contest Totals	733		






STATE TREASURER

Vote For 1

	TOTAL	VOTE %	
DEM CONINE, ZACH	309	42.45%	
LPN ELLIOTT, BRYAN	23	3.16%	
REP FIORE, MICHELE	355	48.76%	
IAP HENDRICKSON, MARGARET	23	3.16%	
NONE OF THESE CANDIDATES	18	2.47%	
Total Votes Cast	728	100.00%	
Contest Totals	733		

STATE CONTROLLER

Vote For 1

	TOTAL	VOTE %	
REP MATTHEWS, ANDY	399	55.03%	
LPN PROFETA, JED W.	17	2.34%	
DEM SPIEGEL, ELLEN	289	39.86%	
NONE OF THESE CANDIDATES	20	2.76%	
Total Votes Cast	725	100.00%	
Contest Totals	733		

301

ATTORNEY GENERAL

Vote For 1

	TOTAL	VOTE %	
REP CHATTAH, SIGAL	309	42.39%	
DEM FORD, AARON D.	344	47.19%	
LPN KENNEDY, JOHN T.	40	5.49%	
NONE OF THESE CANDIDATES	36	4.94%	
Total Votes Cast	729	100.00%	
Contest Totals	733		

STATE SENATE, DISTRICT 16

Vote For 1

	TOTAL	VOTE %	
REP KRASNER, LISA	430	60.22%	
DEM SIMS, AARON	284	39.78%	
Total Votes Cast	714	100.00%	
Contest Totals	733		

STATE ASSEMBLY, DISTRICT 40

Vote For 1

	TOTAL	VOTE %	
DEM MCDANIEL, SHANNON C.	286	39.83%	
REP O'NEILL, PHILIP "PK"	408	56.82%	
LPN TOLL, SAM	24	3.34%	
Total Votes Cast	718	100.00%	
Contest Totals	733		

JUSTICE OF THE SUPREME COURT, SEAT A

Vote For 1

	TOTAL	VOTE %	
NP BELL, LINDA	536	79.53%	
NONE OF THESE CANDIDATES	138	20.47%	
Total Votes Cast	674	100.00%	
Contest Totals	733		

JUSTICE OF THE SUPREME COURT, SEAT E

Vote For 1

	TOTAL	VOTE %	
NP PARRAGUIRRE, RON D.	521	77.65%	
NONE OF THESE CANDIDATES	150	22.35%	
Total Votes Cast	671	100.00%	
Contest Totals	733		

301

COURT OF APPEALS JUDGE, DEPARTMENT 1

Vote For 1

	TOTAL	VOTE %	
NP FORSBERG, RHONDA K.	169	24.93%	
NP WESTBROOK, DEBORAH	344	50.74%	
NONE OF THESE CANDIDATES	165	24.34%	
Total Votes Cast	678	100.00%	
Contest Totals	733		

COURT OF APPEALS JUDGE, DEPARTMENT 2

Vote For 1

	TOTAL	VOTE %	
NP GIBBONS, MICHAEL	544	79.18%	
NONE OF THESE CANDIDATES	143	20.82%	
Total Votes Cast	687	100.00%	
Contest Totals	733		

COURT OF APPEALS JUDGE, DEPARTMENT 3

Vote For 1

	TOTAL	VOTE %	
NP BULLA, BONNIE	515	75.62%	
NONE OF THESE CANDIDATES	166	24.38%	
Total Votes Cast	681	100.00%	
Contest Totals	733		

SCHOOL TRUSTEE, DISTRICT 1

Vote For 1

	TOTAL	VOTE %	
NP RAMIREZ, MARIA "LUPE"	356	52.51%	
NP STINSON, JASON	322	47.49%	
Total Votes Cast	678	100.00%	
Contest Totals	733		

SCHOOL TRUSTEE, DISTRICT 6

Vote For 1

	TOTAL	VOTE %	
NP COBB-ADAMS, SHANNA	304	45.85%	
NP WALT, MOLLY	359	54.15%	
Total Votes Cast	663	100.00%	
Contest Totals	733		

301

CLERK-RECORDER

Vote For 1

	TOTAL	VOTE %	
NP HOEN, WILLIAM "SCOTT"	335	49.78%	<div style="width: 49.78%;"><div style="width: 49.78%;"></div></div>
NP WILKE-MCCULLOCH, STACIE	338	50.22%	<div style="width: 50.22%;"><div style="width: 50.22%;"></div></div>
Total Votes Cast	673	100.00%	<div style="width: 100%;"><div style="width: 100%;"></div></div>
Contest Totals	733		

BOARD OF SUPERVISORS, WARD 1

Vote For 1

	TOTAL	VOTE %	
NP BRADSHAW, WADE	288	43.11%	<div style="width: 43.11%;"><div style="width: 43.11%;"></div></div>
NP GIOMI, STACEY	380	56.89%	<div style="width: 56.89%;"><div style="width: 56.89%;"></div></div>
Total Votes Cast	668	100.00%	<div style="width: 100%;"><div style="width: 100%;"></div></div>
Contest Totals	733		

BOARD OF SUPERVISORS, WARD 3

Vote For 1

	TOTAL	VOTE %	
NP HORTON, CURTIS	386	58.84%	<div style="width: 58.84%;"><div style="width: 58.84%;"></div></div>
NP WELLS, JAMES R.	270	41.16%	<div style="width: 41.16%;"><div style="width: 41.16%;"></div></div>
Total Votes Cast	656	100.00%	<div style="width: 100%;"><div style="width: 100%;"></div></div>
Contest Totals	733		

QUESTION NO. 1

Vote For 1

	TOTAL	VOTE %	
YES	369	51.61%	<div style="width: 51.61%;"><div style="width: 51.61%;"></div></div>
NO	346	48.39%	<div style="width: 48.39%;"><div style="width: 48.39%;"></div></div>
Total Votes Cast	715	100.00%	<div style="width: 100%;"><div style="width: 100%;"></div></div>
Contest Totals	733		

QUESTION NO. 2

Vote For 1

	TOTAL	VOTE %	
YES	356	50.07%	<div style="width: 50.07%;"><div style="width: 50.07%;"></div></div>
NO	355	49.93%	<div style="width: 49.93%;"><div style="width: 49.93%;"></div></div>
Total Votes Cast	711	100.00%	<div style="width: 100%;"><div style="width: 100%;"></div></div>
Contest Totals	733		

QUESTION NO. 3




Vote For 1

	TOTAL	VOTE %	
YES	356	49.79%	<div style="width: 49.79%;"><div style="width: 49.79%;"></div></div>
NO	359	50.21%	<div style="width: 50.21%;"><div style="width: 50.21%;"></div></div>
Total Votes Cast	715	100.00%	<div style="width: 100%;"><div style="width: 100%;"></div></div>
Contest Totals	733		

301

QUESTION NO. CC 1

Vote For 1








	TOTAL	VOTE %	
YES	425	58.86%	
NO	297	41.14%	
Total Votes Cast	722	100.00%	
Contest Totals	733		

303

Statistics	TOTAL
Registered Voters - Total	1,542
Ballots Cast - Total	981
Voter Turnout - Total	63.62%






UNITED STATES SENATE

Vote For 1

	TOTAL	VOTE %	
DEM CORTEZ MASTO, CATHERINE	415	42.35%	
REP LAXALT, ADAM PAUL	515	52.55%	
NPP LINDEMANN, BARRY	11	1.12%	
IAP RUBINSON, BARRY	12	1.22%	
LPN SCOTT, NEIL	7	0.71%	
NONE OF THESE CANDIDATES	20	2.04%	
Total Votes Cast	980	100.00%	
Contest Totals	981		







US REPRESENTATIVE IN CONGRESS DISTRICT 2

Vote For 1

	TOTAL	VOTE %	
REP AMODEI, MARK E.	579	59.14%	
LPN BABER, DARRYL	13	1.33%	
IAP BEST, RUSSELL	16	1.63%	
DEM KRAUSE, ELIZABETH	371	37.90%	
Total Votes Cast	979	100.00%	
Contest Totals	981		

GOVERNOR








Vote For 1

	TOTAL	VOTE %	
IAP BRIDGES, ED	12	1.23%	
LPN DAVIS, BRANDON	24	2.45%	
REP LOMBARDO, JOE	533	54.50%	
DEM SISOLAK, STEVE	390	39.88%	
NONE OF THESE CANDIDATES	19	1.94%	
Total Votes Cast	978	100.00%	
Contest Totals	981		

303







LIEUTENANT GOVERNOR

Vote For 1

	TOTAL	VOTE %	
REP ANTHONY, STAVROS	525	54.01%	
DEM CANO BURKHEAD, ELIZABETH	374	38.48%	
NPP DELAP, JOHN "TREY"	7	0.72%	
IAP HOGE, WILLIAM	21	2.16%	
LPN TACHQUIN, JAVI "TRUJILLO"	18	1.85%	
NONE OF THESE CANDIDATES	27	2.78%	
Total Votes Cast	972	100.00%	
Contest Totals	981		







SECRETARY OF STATE

Vote For 1

	TOTAL	VOTE %	
DEM AGUILAR, FRANCISCO "CISCO"	428	44.03%	
LPN CRANE, ROSS	14	1.44%	
IAP HANSEN, JANINE	26	2.67%	
REP MARCHANT, JIM	485	49.90%	
NONE OF THESE CANDIDATES	19	1.95%	
Total Votes Cast	972	100.00%	
Contest Totals	981		






STATE TREASURER

Vote For 1

	TOTAL	VOTE %	
DEM CONINE, ZACH	405	41.71%	
LPN ELLIOTT, BRYAN	21	2.16%	
REP FIORE, MICHELE	489	50.36%	
IAP HENDRICKSON, MARGARET	24	2.47%	
NONE OF THESE CANDIDATES	32	3.30%	
Total Votes Cast	971	100.00%	
Contest Totals	981		

STATE CONTROLLER

Vote For 1

	TOTAL	VOTE %	
REP MATTHEWS, ANDY	545	56.24%	
LPN PROFETA, JED W.	26	2.68%	
DEM SPIEGEL, ELLEN	366	37.77%	
NONE OF THESE CANDIDATES	32	3.30%	
Total Votes Cast	969	100.00%	
Contest Totals	981		

303

ATTORNEY GENERAL

Vote For 1

	TOTAL	VOTE %	
REP CHATTAH, SIGAL	419	43.24%	
DEM FORD, AARON D.	460	47.47%	
LPN KENNEDY, JOHN T.	54	5.57%	
NONE OF THESE CANDIDATES	36	3.72%	
Total Votes Cast	969	100.00%	
Contest Totals	981		

STATE SENATE, DISTRICT 16

Vote For 1

	TOTAL	VOTE %	
REP KRASNER, LISA	583	60.98%	
DEM SIMS, AARON	373	39.02%	
Total Votes Cast	956	100.00%	
Contest Totals	981		

STATE ASSEMBLY, DISTRICT 40

Vote For 1

	TOTAL	VOTE %	
DEM MCDANIEL, SHANNON C.	373	38.69%	
REP O'NEILL, PHILIP "PK"	566	58.71%	
LPN TOLL, SAM	25	2.59%	
Total Votes Cast	964	100.00%	
Contest Totals	981		

JUSTICE OF THE SUPREME COURT, SEAT A

Vote For 1

	TOTAL	VOTE %	
NP BELL, LINDA	712	78.67%	
NONE OF THESE CANDIDATES	193	21.33%	
Total Votes Cast	905	100.00%	
Contest Totals	981		

JUSTICE OF THE SUPREME COURT, SEAT E

Vote For 1

	TOTAL	VOTE %	
NP PARRAGUIRRE, RON D.	715	78.74%	
NONE OF THESE CANDIDATES	193	21.26%	
Total Votes Cast	908	100.00%	
Contest Totals	981		

303

COURT OF APPEALS JUDGE, DEPARTMENT 1

Vote For 1

	TOTAL	VOTE %	
NP FORSBERG, RHONDA K.	244	27.05%	
NP WESTBROOK, DEBORAH	474	52.55%	
NONE OF THESE CANDIDATES	184	20.40%	
Total Votes Cast	902	100.00%	
Contest Totals	981		

COURT OF APPEALS JUDGE, DEPARTMENT 2

Vote For 1

	TOTAL	VOTE %	
NP GIBBONS, MICHAEL	728	80.09%	
NONE OF THESE CANDIDATES	181	19.91%	
Total Votes Cast	909	100.00%	
Contest Totals	981		

COURT OF APPEALS JUDGE, DEPARTMENT 3

Vote For 1

	TOTAL	VOTE %	
NP BULLA, BONNIE	682	75.53%	
NONE OF THESE CANDIDATES	221	24.47%	
Total Votes Cast	903	100.00%	
Contest Totals	981		

SCHOOL TRUSTEE, DISTRICT 1

Vote For 1

	TOTAL	VOTE %	
NP RAMIREZ, MARIA "LUPE"	477	53.66%	
NP STINSON, JASON	412	46.34%	
Total Votes Cast	889	100.00%	
Contest Totals	981		

SCHOOL TRUSTEE, DISTRICT 6

Vote For 1

	TOTAL	VOTE %	
NP COBB-ADAMS, SHANNA	349	39.98%	
NP WALT, MOLLY	524	60.02%	
Total Votes Cast	873	100.00%	
Contest Totals	981		

303

CLERK-RECORDER

Vote For 1

	TOTAL	VOTE %
NP HOEN, WILLIAM "SCOTT"	421	47.25%
NP WILKE-MCCULLOCH, STACIE	470	52.75%
Total Votes Cast	891	100.00%
Contest Totals	981	

BOARD OF SUPERVISORS, WARD 1

Vote For 1

	TOTAL	VOTE %
NP BRADSHAW, WADE	330	36.95%
NP GIOMI, STACEY	563	63.05%
Total Votes Cast	893	100.00%
Contest Totals	981	

BOARD OF SUPERVISORS, WARD 3

Vote For 1

	TOTAL	VOTE %
NP HORTON, CURTIS	500	57.21%
NP WELLS, JAMES R.	374	42.79%
Total Votes Cast	874	100.00%
Contest Totals	981	

QUESTION NO. 1

Vote For 1

	TOTAL	VOTE %
YES	477	49.58%
NO	485	50.42%
Total Votes Cast	962	100.00%
Contest Totals	981	

QUESTION NO. 2

Vote For 1

	TOTAL	VOTE %
YES	474	49.43%
NO	485	50.57%
Total Votes Cast	959	100.00%
Contest Totals	981	

QUESTION NO. 3




Vote For 1

	TOTAL	VOTE %
YES	453	47.29%
NO	505	52.71%
Total Votes Cast	958	100.00%
Contest Totals	981	

303

QUESTION NO. CC 1

Vote For 1

	TOTAL	VOTE %	
YES	594	61.62%	
NO	370	38.38%	
Total Votes Cast	964	100.00%	
Contest Totals	981		

305

Statistics TOTAL

Registered Voters - Total	1,366
Ballots Cast - Total	973
Voter Turnout - Total	71.23%

UNITED STATES SENATE

Vote For 1

	TOTAL	VOTE %	
DEM CORTEZ MASTO, CATHERINE	414	42.72%	<div style="width: 42.72%; height: 10px; background-color: #ffc107;"></div>
REP LAXALT, ADAM PAUL	523	53.97%	<div style="width: 53.97%; height: 10px; background-color: #ffc107;"></div>
NPP LINDEMANN, BARRY	9	0.93%	<div style="width: 0.93%; height: 10px; background-color: #ffc107;"></div>
IAP RUBINSON, BARRY	4	0.41%	<div style="width: 0.41%; height: 10px; background-color: #ffc107;"></div>
LPN SCOTT, NEIL	5	0.52%	<div style="width: 0.52%; height: 10px; background-color: #ffc107;"></div>
NONE OF THESE CANDIDATES	14	1.44%	<div style="width: 1.44%; height: 10px; background-color: #ffc107;"></div>
Total Votes Cast	969	100.00%	<div style="width: 100%; height: 10px; background-color: #ffc107;"></div>
Contest Totals	973		

US REPRESENTATIVE IN CONGRESS DISTRICT 2

Vote For 1

	TOTAL	VOTE %	
REP AMODEI, MARK E.	631	64.98%	<div style="width: 64.98%; height: 10px; background-color: #ffc107;"></div>
LPN BABER, DARRYL	11	1.13%	<div style="width: 1.13%; height: 10px; background-color: #ffc107;"></div>
IAP BEST, RUSSELL	17	1.75%	<div style="width: 1.75%; height: 10px; background-color: #ffc107;"></div>
DEM KRAUSE, ELIZABETH	312	32.13%	<div style="width: 32.13%; height: 10px; background-color: #ffc107;"></div>
Total Votes Cast	971	100.00%	<div style="width: 100%; height: 10px; background-color: #ffc107;"></div>
Contest Totals	973		

GOVERNOR








Vote For 1

	TOTAL	VOTE %	
IAP BRIDGES, ED	12	1.24%	<div style="width: 1.24%; height: 10px; background-color: #ffc107;"></div>
LPN DAVIS, BRANDON	17	1.75%	<div style="width: 1.75%; height: 10px; background-color: #ffc107;"></div>
REP LOMBARDO, JOE	529	54.54%	<div style="width: 54.54%; height: 10px; background-color: #ffc107;"></div>
DEM SISOLAK, STEVE	388	40.00%	<div style="width: 40.00%; height: 10px; background-color: #ffc107;"></div>
NONE OF THESE CANDIDATES	24	2.47%	<div style="width: 2.47%; height: 10px; background-color: #ffc107;"></div>
Total Votes Cast	970	100.00%	<div style="width: 100%; height: 10px; background-color: #ffc107;"></div>
Contest Totals	973		

305







LIEUTENANT GOVERNOR

Vote For 1

	TOTAL	VOTE %	
REP ANTHONY, STAVROS	546	56.93%	
DEM CANO BURKHEAD, ELIZABETH	363	37.85%	
NPP DELAP, JOHN "TREY"	6	0.63%	
IAP HOGE, WILLIAM	9	0.94%	
LPN TACHQUIN, JAVI "TRUJILLO"	13	1.36%	
NONE OF THESE CANDIDATES	22	2.29%	
Total Votes Cast	959	100.00%	
Contest Totals	973		







SECRETARY OF STATE

Vote For 1

	TOTAL	VOTE %	
DEM AGUILAR, FRANCISCO "CISCO"	413	42.89%	
LPN CRANE, ROSS	8	0.83%	
IAP HANSEN, JANINE	29	3.01%	
REP MARCHANT, JIM	496	51.51%	
NONE OF THESE CANDIDATES	17	1.77%	
Total Votes Cast	963	100.00%	
Contest Totals	973		






STATE TREASURER

Vote For 1

	TOTAL	VOTE %	
DEM CONINE, ZACH	395	41.02%	
LPN ELLIOTT, BRYAN	20	2.08%	
REP FIORE, MICHELE	501	52.02%	
IAP HENDRICKSON, MARGARET	20	2.08%	
NONE OF THESE CANDIDATES	27	2.80%	
Total Votes Cast	963	100.00%	
Contest Totals	973		

STATE CONTROLLER

Vote For 1

	TOTAL	VOTE %	
REP MATTHEWS, ANDY	566	58.77%	
LPN PROFETA, JED W.	14	1.45%	
DEM SPIEGEL, ELLEN	362	37.59%	
NONE OF THESE CANDIDATES	21	2.18%	
Total Votes Cast	963	100.00%	
Contest Totals	973		

305

ATTORNEY GENERAL

Vote For 1

	TOTAL	VOTE %	
REP CHATTAH, SIGAL	415	43.09%	
DEM FORD, AARON D.	464	48.18%	
LPN KENNEDY, JOHN T.	30	3.12%	
NONE OF THESE CANDIDATES	54	5.61%	
Total Votes Cast	963	100.00%	
Contest Totals	973		

STATE SENATE, DISTRICT 16

Vote For 1

	TOTAL	VOTE %	
REP KRASNER, LISA	603	63.47%	
DEM SIMS, AARON	347	36.53%	
Total Votes Cast	950	100.00%	
Contest Totals	973		

STATE ASSEMBLY, DISTRICT 40

Vote For 1

	TOTAL	VOTE %	
DEM MCDANIEL, SHANNON C.	332	34.80%	
REP O'NEILL, PHILIP "PK"	599	62.79%	
LPN TOLL, SAM	23	2.41%	
Total Votes Cast	954	100.00%	
Contest Totals	973		

JUSTICE OF THE SUPREME COURT, SEAT A

Vote For 1

	TOTAL	VOTE %	
NP BELL, LINDA	698	78.60%	
NONE OF THESE CANDIDATES	190	21.40%	
Total Votes Cast	888	100.00%	
Contest Totals	973		

JUSTICE OF THE SUPREME COURT, SEAT E

Vote For 1

	TOTAL	VOTE %	
NP PARRAGUIRRE, RON D.	710	80.05%	
NONE OF THESE CANDIDATES	177	19.95%	
Total Votes Cast	887	100.00%	
Contest Totals	973		

305

COURT OF APPEALS JUDGE, DEPARTMENT 1

Vote For 1

	TOTAL	VOTE %	
NP FORSBERG, RHONDA K.	239	26.70%	
NP WESTBROOK, DEBORAH	466	52.07%	
NONE OF THESE CANDIDATES	190	21.23%	
Total Votes Cast	895	100.00%	
Contest Totals	973		

COURT OF APPEALS JUDGE, DEPARTMENT 2

Vote For 1

	TOTAL	VOTE %	
NP GIBBONS, MICHAEL	726	81.94%	
NONE OF THESE CANDIDATES	160	18.06%	
Total Votes Cast	886	100.00%	
Contest Totals	973		

COURT OF APPEALS JUDGE, DEPARTMENT 3

Vote For 1

	TOTAL	VOTE %	
NP BULLA, BONNIE	680	77.45%	
NONE OF THESE CANDIDATES	198	22.55%	
Total Votes Cast	878	100.00%	
Contest Totals	973		

SCHOOL TRUSTEE, DISTRICT 1

Vote For 1

	TOTAL	VOTE %	
NP RAMIREZ, MARIA "LUPE"	463	51.50%	
NP STINSON, JASON	436	48.50%	
Total Votes Cast	899	100.00%	
Contest Totals	973		

SCHOOL TRUSTEE, DISTRICT 6




Vote For 1

	TOTAL	VOTE %	
NP COBB-ADAMS, SHANNA	373	42.58%	
NP WALT, MOLLY	503	57.42%	
Total Votes Cast	876	100.00%	
Contest Totals	973		

305




CLERK-RECORDER

Vote For 1

	TOTAL	VOTE %	
NP HOEN, WILLIAM "SCOTT"	453	50.11%	
NP WILKE-MCCULLOCH, STACIE	451	49.89%	
Total Votes Cast	904	100.00%	
Contest Totals	973		




BOARD OF SUPERVISORS, WARD 1

Vote For 1

	TOTAL	VOTE %	
NP BRADSHAW, WADE	350	39.06%	
NP GIOMI, STACEY	546	60.94%	
Total Votes Cast	896	100.00%	
Contest Totals	973		




BOARD OF SUPERVISORS, WARD 3

Vote For 1

	TOTAL	VOTE %	
NP HORTON, CURTIS	526	60.05%	
NP WELLS, JAMES R.	350	39.95%	
Total Votes Cast	876	100.00%	
Contest Totals	973		




QUESTION NO. 1

Vote For 1

	TOTAL	VOTE %	
YES	427	44.99%	
NO	522	55.01%	
Total Votes Cast	949	100.00%	
Contest Totals	973		




QUESTION NO. 2

Vote For 1

	TOTAL	VOTE %	
YES	405	42.68%	
NO	544	57.32%	
Total Votes Cast	949	100.00%	
Contest Totals	973		

QUESTION NO. 3




Vote For 1

	TOTAL	VOTE %	
YES	434	45.78%	
NO	514	54.22%	
Total Votes Cast	948	100.00%	
Contest Totals	973		

305

QUESTION NO. CC 1

Vote For 1








	TOTAL	VOTE %	
YES	568	59.35%	
NO	389	40.65%	
Total Votes Cast	957	100.00%	
Contest Totals	973		

307

Statistics	TOTAL
Registered Voters - Total	2,743
Ballots Cast - Total	1,268
Voter Turnout - Total	46.23%






UNITED STATES SENATE

Vote For 1

	TOTAL	VOTE %	
DEM CORTEZ MASTO, CATHERINE	613	48.42%	
REP LAXALT, ADAM PAUL	588	46.45%	
NPP LINDEMANN, BARRY	21	1.66%	
IAP RUBINSON, BARRY	13	1.03%	
LPN SCOTT, NEIL	15	1.18%	
NONE OF THESE CANDIDATES	16	1.26%	
Total Votes Cast	1,266	100.00%	
Contest Totals	1,268		







US REPRESENTATIVE IN CONGRESS DISTRICT 2

Vote For 1

	TOTAL	VOTE %	
REP AMODEI, MARK E.	673	53.46%	
LPN BABER, DARRYL	16	1.27%	
IAP BEST, RUSSELL	28	2.22%	
DEM KRAUSE, ELIZABETH	542	43.05%	
Total Votes Cast	1,259	100.00%	
Contest Totals	1,268		

GOVERNOR

Vote For 1

	TOTAL	VOTE %	
IAP BRIDGES, ED	19	1.50%	
LPN DAVIS, BRANDON	25	1.98%	
REP LOMBARDO, JOE	601	47.59%	
DEM SISOLAK, STEVE	593	46.95%	
NONE OF THESE CANDIDATES	25	1.98%	
Total Votes Cast	1,263	100.00%	
Contest Totals	1,268		

307

LIEUTENANT GOVERNOR

Vote For 1

	TOTAL	VOTE %	
REP ANTHONY, STAVROS	619	49.28%	<div style="width: 49.28%; background-color: #f1c40f;"></div>
DEM CANO BURKHEAD, ELIZABETH	548	43.63%	<div style="width: 43.63%; background-color: #f1c40f;"></div>
NPP DELAP, JOHN "TREY"	13	1.04%	<div style="width: 1.04%; background-color: #f1c40f;"></div>
IAP HOGE, WILLIAM	20	1.59%	<div style="width: 1.59%; background-color: #f1c40f;"></div>
LPN TACHQUIN, JAVI "TRUJILLO"	28	2.23%	<div style="width: 2.23%; background-color: #f1c40f;"></div>
NONE OF THESE CANDIDATES	28	2.23%	<div style="width: 2.23%; background-color: #f1c40f;"></div>
Total Votes Cast	1,256	100.00%	<div style="width: 100%; background-color: #f1c40f;"></div>
Contest Totals	1,268		

SECRETARY OF STATE

Vote For 1

	TOTAL	VOTE %	
DEM AGUILAR, FRANCISCO "CISCO"	618	49.20%	<div style="width: 49.20%; background-color: #f1c40f;"></div>
LPN CRANE, ROSS	15	1.19%	<div style="width: 1.19%; background-color: #f1c40f;"></div>
IAP HANSEN, JANINE	32	2.55%	<div style="width: 2.55%; background-color: #f1c40f;"></div>
REP MARCHANT, JIM	569	45.30%	<div style="width: 45.30%; background-color: #f1c40f;"></div>
NONE OF THESE CANDIDATES	22	1.75%	<div style="width: 1.75%; background-color: #f1c40f;"></div>
Total Votes Cast	1,256	100.00%	<div style="width: 100%; background-color: #f1c40f;"></div>
Contest Totals	1,268		

STATE TREASURER

Vote For 1

	TOTAL	VOTE %	
DEM CONINE, ZACH	581	46.15%	<div style="width: 46.15%; background-color: #f1c40f;"></div>
LPN ELLIOTT, BRYAN	29	2.30%	<div style="width: 2.30%; background-color: #f1c40f;"></div>
REP FIORE, MICHELE	582	46.23%	<div style="width: 46.23%; background-color: #f1c40f;"></div>
IAP HENDRICKSON, MARGARET	41	3.26%	<div style="width: 3.26%; background-color: #f1c40f;"></div>
NONE OF THESE CANDIDATES	26	2.07%	<div style="width: 2.07%; background-color: #f1c40f;"></div>
Total Votes Cast	1,259	100.00%	<div style="width: 100%; background-color: #f1c40f;"></div>
Contest Totals	1,268		

STATE CONTROLLER

Vote For 1

	TOTAL	VOTE %	
REP MATTHEWS, ANDY	635	50.48%	<div style="width: 50.48%; background-color: #f1c40f;"></div>
LPN PROFETA, JED W.	24	1.91%	<div style="width: 1.91%; background-color: #f1c40f;"></div>
DEM SPIEGEL, ELLEN	566	44.99%	<div style="width: 44.99%; background-color: #f1c40f;"></div>
NONE OF THESE CANDIDATES	33	2.62%	<div style="width: 2.62%; background-color: #f1c40f;"></div>
Total Votes Cast	1,258	100.00%	<div style="width: 100%; background-color: #f1c40f;"></div>
Contest Totals	1,268		

307

ATTORNEY GENERAL

Vote For 1

	TOTAL	VOTE %	
REP CHATTAH, SIGAL	507	40.53%	
DEM FORD, AARON D.	640	51.16%	
LPN KENNEDY, JOHN T.	65	5.20%	
NONE OF THESE CANDIDATES	39	3.12%	
Total Votes Cast	1,251	100.00%	
Contest Totals	1,268		

STATE SENATE, DISTRICT 16

Vote For 1

	TOTAL	VOTE %	
REP KRASNER, LISA	679	54.94%	
DEM SIMS, AARON	557	45.06%	
Total Votes Cast	1,236	100.00%	
Contest Totals	1,268		

STATE ASSEMBLY, DISTRICT 40

Vote For 1

	TOTAL	VOTE %	
DEM MCDANIEL, SHANNON C.	570	45.82%	
REP O'NEILL, PHILIP "PK"	632	50.80%	
LPN TOLL, SAM	42	3.38%	
Total Votes Cast	1,244	100.00%	
Contest Totals	1,268		

JUSTICE OF THE SUPREME COURT, SEAT A

Vote For 1

	TOTAL	VOTE %	
NP BELL, LINDA	907	76.22%	
NONE OF THESE CANDIDATES	283	23.78%	
Total Votes Cast	1,190	100.00%	
Contest Totals	1,268		

JUSTICE OF THE SUPREME COURT, SEAT E

Vote For 1

	TOTAL	VOTE %	
NP PARRAGUIRRE, RON D.	914	76.94%	
NONE OF THESE CANDIDATES	274	23.06%	
Total Votes Cast	1,188	100.00%	
Contest Totals	1,268		

307

COURT OF APPEALS JUDGE, DEPARTMENT 1

Vote For 1

	TOTAL	VOTE %	
NP FORSBERG, RHONDA K.	287	24.02%	
NP WESTBROOK, DEBORAH	612	51.21%	
NONE OF THESE CANDIDATES	296	24.77%	
Total Votes Cast	1,195	100.00%	
Contest Totals	1,268		

COURT OF APPEALS JUDGE, DEPARTMENT 2

Vote For 1

	TOTAL	VOTE %	
NP GIBBONS, MICHAEL	910	76.66%	
NONE OF THESE CANDIDATES	277	23.34%	
Total Votes Cast	1,187	100.00%	
Contest Totals	1,268		

COURT OF APPEALS JUDGE, DEPARTMENT 3

Vote For 1

	TOTAL	VOTE %	
NP BULLA, BONNIE	869	73.21%	
NONE OF THESE CANDIDATES	318	26.79%	
Total Votes Cast	1,187	100.00%	
Contest Totals	1,268		

SCHOOL TRUSTEE, DISTRICT 1

Vote For 1

	TOTAL	VOTE %	
NP RAMIREZ, MARIA "LUPE"	659	55.71%	
NP STINSON, JASON	524	44.29%	
Total Votes Cast	1,183	100.00%	
Contest Totals	1,268		

SCHOOL TRUSTEE, DISTRICT 6




Vote For 1

	TOTAL	VOTE %	
NP COBB-ADAMS, SHANNA	603	52.07%	
NP WALT, MOLLY	555	47.93%	
Total Votes Cast	1,158	100.00%	
Contest Totals	1,268		

307




CLERK-RECORDER

Vote For 1

	TOTAL	VOTE %	
NP HOEN, WILLIAM "SCOTT"	582	49.36%	
NP WILKE-MCCULLOCH, STACIE	597	50.64%	
Total Votes Cast	1,179	100.00%	
Contest Totals	1,268		




BOARD OF SUPERVISORS, WARD 1

Vote For 1

	TOTAL	VOTE %	
NP BRADSHAW, WADE	516	44.06%	
NP GIOMI, STACEY	655	55.94%	
Total Votes Cast	1,171	100.00%	
Contest Totals	1,268		




BOARD OF SUPERVISORS, WARD 3

Vote For 1

	TOTAL	VOTE %	
NP HORTON, CURTIS	683	58.83%	
NP WELLS, JAMES R.	478	41.17%	
Total Votes Cast	1,161	100.00%	
Contest Totals	1,268		




QUESTION NO. 1

Vote For 1

	TOTAL	VOTE %	
YES	711	57.06%	
NO	535	42.94%	
Total Votes Cast	1,246	100.00%	
Contest Totals	1,268		




QUESTION NO. 2

Vote For 1

	TOTAL	VOTE %	
YES	685	55.20%	
NO	556	44.80%	
Total Votes Cast	1,241	100.00%	
Contest Totals	1,268		

QUESTION NO. 3




Vote For 1

	TOTAL	VOTE %	
YES	715	57.20%	
NO	535	42.80%	
Total Votes Cast	1,250	100.00%	
Contest Totals	1,268		

307

QUESTION NO. CC 1

Vote For 1

	TOTAL	VOTE %	
YES	772	61.81%	
NO	477	38.19%	
Total Votes Cast	1,249	100.00%	
Contest Totals	1,268		

309

Statistics TOTAL

Registered Voters - Total	1,622
Ballots Cast - Total	1,310
Voter Turnout - Total	80.76%

UNITED STATES SENATE

Vote For 1

	TOTAL	VOTE %	
DEM CORTEZ MASTO, CATHERINE	473	36.16%	<div style="width: 36.16%; background-color: #f0e68c; border: 1px solid #ccc;"></div>
REP LAXALT, ADAM PAUL	797	60.93%	<div style="width: 60.93%; background-color: #f0e68c; border: 1px solid #ccc;"></div>
NPP LINDEMANN, BARRY	12	0.92%	<div style="width: 0.92%; background-color: #f0e68c; border: 1px solid #ccc;"></div>
IAP RUBINSON, BARRY	7	0.54%	<div style="width: 0.54%; background-color: #f0e68c; border: 1px solid #ccc;"></div>
LPN SCOTT, NEIL	1	0.08%	<div style="width: 0.08%; background-color: #f0e68c; border: 1px solid #ccc;"></div>
NONE OF THESE CANDIDATES	18	1.38%	<div style="width: 1.38%; background-color: #f0e68c; border: 1px solid #ccc;"></div>
Total Votes Cast	1,308	100.00%	<div style="width: 100%; background-color: #f0e68c; border: 1px solid #ccc;"></div>
Contest Totals	1,310		

US REPRESENTATIVE IN CONGRESS DISTRICT 2

Vote For 1

	TOTAL	VOTE %	
REP AMODEI, MARK E.	895	68.64%	<div style="width: 68.64%; background-color: #f0e68c; border: 1px solid #ccc;"></div>
LPN BABER, DARRYL	8	0.61%	<div style="width: 0.61%; background-color: #f0e68c; border: 1px solid #ccc;"></div>
IAP BEST, RUSSELL	12	0.92%	<div style="width: 0.92%; background-color: #f0e68c; border: 1px solid #ccc;"></div>
DEM KRAUSE, ELIZABETH	389	29.83%	<div style="width: 29.83%; background-color: #f0e68c; border: 1px solid #ccc;"></div>
Total Votes Cast	1,304	100.00%	<div style="width: 100%; background-color: #f0e68c; border: 1px solid #ccc;"></div>
Contest Totals	1,310		

GOVERNOR

Vote For 1

	TOTAL	VOTE %	
IAP BRIDGES, ED	19	1.45%	<div style="width: 1.45%; background-color: #f0e68c; border: 1px solid #ccc;"></div>
LPN DAVIS, BRANDON	19	1.45%	<div style="width: 1.45%; background-color: #f0e68c; border: 1px solid #ccc;"></div>
REP LOMBARDO, JOE	804	61.51%	<div style="width: 61.51%; background-color: #f0e68c; border: 1px solid #ccc;"></div>
DEM SISOLAK, STEVE	436	33.36%	<div style="width: 33.36%; background-color: #f0e68c; border: 1px solid #ccc;"></div>
NONE OF THESE CANDIDATES	29	2.22%	<div style="width: 2.22%; background-color: #f0e68c; border: 1px solid #ccc;"></div>
Total Votes Cast	1,307	100.00%	<div style="width: 100%; background-color: #f0e68c; border: 1px solid #ccc;"></div>
Contest Totals	1,310		

309

LIEUTENANT GOVERNOR

Vote For 1

	TOTAL	VOTE %	
REP ANTHONY, STAVROS	814	62.52%	
DEM CANO BURKHEAD, ELIZABETH	420	32.26%	
NPP DELAP, JOHN "TREY"	12	0.92%	
IAP HOGE, WILLIAM	15	1.15%	
LPN TACHQUIN, JAVI "TRUJILLO"	13	1.00%	
NONE OF THESE CANDIDATES	28	2.15%	
Total Votes Cast	1,302	100.00%	
Contest Totals	1,310		

SECRETARY OF STATE

Vote For 1

	TOTAL	VOTE %	
DEM AGUILAR, FRANCISCO "CISCO"	492	37.90%	
LPN CRANE, ROSS	11	0.85%	
IAP HANSEN, JANINE	29	2.23%	
REP MARCHANT, JIM	742	57.16%	
NONE OF THESE CANDIDATES	24	1.85%	
Total Votes Cast	1,298	100.00%	
Contest Totals	1,310		

STATE TREASURER

Vote For 1

	TOTAL	VOTE %	
DEM CONINE, ZACH	473	36.27%	
LPN ELLIOTT, BRYAN	18	1.38%	
REP FIORE, MICHELE	759	58.21%	
IAP HENDRICKSON, MARGARET	17	1.30%	
NONE OF THESE CANDIDATES	37	2.84%	
Total Votes Cast	1,304	100.00%	
Contest Totals	1,310		

STATE CONTROLLER

Vote For 1

	TOTAL	VOTE %	
REP MATTHEWS, ANDY	831	63.92%	
LPN PROFETA, JED W.	13	1.00%	
DEM SPIEGEL, ELLEN	423	32.54%	
NONE OF THESE CANDIDATES	33	2.54%	
Total Votes Cast	1,300	100.00%	
Contest Totals	1,310		

309

ATTORNEY GENERAL

Vote For 1

	TOTAL	VOTE %	
REP CHATTAH, SIGAL	657	50.46%	
DEM FORD, AARON D.	527	40.48%	
LPN KENNEDY, JOHN T.	54	4.15%	
NONE OF THESE CANDIDATES	64	4.92%	
Total Votes Cast	1,302	100.00%	
Contest Totals	1,310		

STATE SENATE, DISTRICT 16

Vote For 1

	TOTAL	VOTE %	
REP KRASNER, LISA	872	68.07%	
DEM SIMS, AARON	409	31.93%	
Total Votes Cast	1,281	100.00%	
Contest Totals	1,310		

STATE ASSEMBLY, DISTRICT 40

Vote For 1

	TOTAL	VOTE %	
DEM MCDANIEL, SHANNON C.	378	29.33%	
REP O'NEILL, PHILIP "PK"	868	67.34%	
LPN TOLL, SAM	43	3.34%	
Total Votes Cast	1,289	100.00%	
Contest Totals	1,310		

JUSTICE OF THE SUPREME COURT, SEAT A

Vote For 1

	TOTAL	VOTE %	
NP BELL, LINDA	920	76.99%	
NONE OF THESE CANDIDATES	275	23.01%	
Total Votes Cast	1,195	100.00%	
Contest Totals	1,310		

JUSTICE OF THE SUPREME COURT, SEAT E





Vote For 1

	TOTAL	VOTE %	
NP PARRAGUIRRE, RON D.	944	79.26%	
NONE OF THESE CANDIDATES	247	20.74%	
Total Votes Cast	1,191	100.00%	
Contest Totals	1,310		

309




COURT OF APPEALS JUDGE, DEPARTMENT 1

Vote For 1

	TOTAL	VOTE %	
NP FORSBERG, RHONDA K.	283	23.31%	
NP WESTBROOK, DEBORAH	634	52.22%	
NONE OF THESE CANDIDATES	297	24.46%	
Total Votes Cast	1,214	100.00%	
Contest Totals	1,310		




COURT OF APPEALS JUDGE, DEPARTMENT 2

Vote For 1

	TOTAL	VOTE %	
NP GIBBONS, MICHAEL	918	77.21%	
NONE OF THESE CANDIDATES	271	22.79%	
Total Votes Cast	1,189	100.00%	
Contest Totals	1,310		




COURT OF APPEALS JUDGE, DEPARTMENT 3

Vote For 1

	TOTAL	VOTE %	
NP BULLA, BONNIE	864	73.03%	
NONE OF THESE CANDIDATES	319	26.97%	
Total Votes Cast	1,183	100.00%	
Contest Totals	1,310		




SCHOOL TRUSTEE, DISTRICT 1

Vote For 1

	TOTAL	VOTE %	
NP RAMIREZ, MARIA "LUPE"	559	46.35%	
NP STINSON, JASON	647	53.65%	
Total Votes Cast	1,206	100.00%	
Contest Totals	1,310		

SCHOOL TRUSTEE, DISTRICT 6




Vote For 1

	TOTAL	VOTE %	
NP COBB-ADAMS, SHANNA	521	43.86%	
NP WALT, MOLLY	667	56.14%	
Total Votes Cast	1,188	100.00%	
Contest Totals	1,310		

309




CLERK-RECORDER

Vote For 1

	TOTAL	VOTE %	
NP HOEN, WILLIAM "SCOTT"	632	52.27%	
NP WILKE-MCCULLOCH, STACIE	577	47.73%	
Total Votes Cast	1,209	100.00%	
Contest Totals	1,310		




BOARD OF SUPERVISORS, WARD 1

Vote For 1

	TOTAL	VOTE %	
NP BRADSHAW, WADE	510	42.22%	
NP GIOMI, STACEY	698	57.78%	
Total Votes Cast	1,208	100.00%	
Contest Totals	1,310		




BOARD OF SUPERVISORS, WARD 3

Vote For 1

	TOTAL	VOTE %	
NP HORTON, CURTIS	744	62.63%	
NP WELLS, JAMES R.	444	37.37%	
Total Votes Cast	1,188	100.00%	
Contest Totals	1,310		




QUESTION NO. 1

Vote For 1

	TOTAL	VOTE %	
YES	523	40.57%	
NO	766	59.43%	
Total Votes Cast	1,289	100.00%	
Contest Totals	1,310		




QUESTION NO. 2

Vote For 1

	TOTAL	VOTE %	
YES	484	37.64%	
NO	802	62.36%	
Total Votes Cast	1,286	100.00%	
Contest Totals	1,310		

QUESTION NO. 3




Vote For 1

	TOTAL	VOTE %	
YES	537	41.69%	
NO	751	58.31%	
Total Votes Cast	1,288	100.00%	
Contest Totals	1,310		

309

QUESTION NO. CC 1

Vote For 1








	TOTAL	VOTE %	
YES	730	56.33%	
NO	566	43.67%	
Total Votes Cast	1,296	100.00%	
Contest Totals	1,310		

401

Statistics	TOTAL
Registered Voters - Total	1,388
Ballots Cast - Total	773
Voter Turnout - Total	55.69%






UNITED STATES SENATE

Vote For 1

	TOTAL	VOTE %	
DEM CORTEZ MASTO, CATHERINE	367	47.60%	
REP LAXALT, ADAM PAUL	363	47.08%	
NPP LINDEMANN, BARRY	11	1.43%	
IAP RUBINSON, BARRY	9	1.17%	
LPN SCOTT, NEIL	7	0.91%	
NONE OF THESE CANDIDATES	14	1.82%	
Total Votes Cast	771	100.00%	
Contest Totals	773		







US REPRESENTATIVE IN CONGRESS DISTRICT 2

Vote For 1

	TOTAL	VOTE %	
REP AMODEI, MARK E.	415	54.39%	
LPN BABER, DARRYL	12	1.57%	
IAP BEST, RUSSELL	11	1.44%	
DEM KRAUSE, ELIZABETH	325	42.60%	
Total Votes Cast	763	100.00%	
Contest Totals	773		

GOVERNOR

Vote For 1

	TOTAL	VOTE %	
IAP BRIDGES, ED	8	1.04%	
LPN DAVIS, BRANDON	19	2.46%	
REP LOMBARDO, JOE	379	49.16%	
DEM SISOLAK, STEVE	352	45.66%	
NONE OF THESE CANDIDATES	13	1.69%	
Total Votes Cast	771	100.00%	
Contest Totals	773		

401

LIEUTENANT GOVERNOR

Vote For 1

	TOTAL	VOTE %	
REP ANTHONY, STAVROS	372	48.50%	<div style="width: 48.50%; background-color: #FFD700;"></div>
DEM CANO BURKHEAD, ELIZABETH	337	43.94%	<div style="width: 43.94%; background-color: #FFD700;"></div>
NPP DELAP, JOHN "TREY"	9	1.17%	<div style="width: 1.17%; background-color: #FFD700;"></div>
IAP HOGE, WILLIAM	9	1.17%	<div style="width: 1.17%; background-color: #FFD700;"></div>
LPN TACHQUIN, JAVI "TRUJILLO"	16	2.09%	<div style="width: 2.09%; background-color: #FFD700;"></div>
NONE OF THESE CANDIDATES	24	3.13%	<div style="width: 3.13%; background-color: #FFD700;"></div>
Total Votes Cast	767	100.00%	<div style="width: 100%; background-color: #FFD700;"></div>
Contest Totals	773		

SECRETARY OF STATE

Vote For 1

	TOTAL	VOTE %	
DEM AGUILAR, FRANCISCO "CISCO"	376	49.28%	<div style="width: 49.28%; background-color: #FFD700;"></div>
LPN CRANE, ROSS	17	2.23%	<div style="width: 2.23%; background-color: #FFD700;"></div>
IAP HANSEN, JANINE	18	2.36%	<div style="width: 2.36%; background-color: #FFD700;"></div>
REP MARCHANT, JIM	335	43.91%	<div style="width: 43.91%; background-color: #FFD700;"></div>
NONE OF THESE CANDIDATES	17	2.23%	<div style="width: 2.23%; background-color: #FFD700;"></div>
Total Votes Cast	763	100.00%	<div style="width: 100%; background-color: #FFD700;"></div>
Contest Totals	773		

STATE TREASURER

Vote For 1

	TOTAL	VOTE %	
DEM CONINE, ZACH	353	46.14%	<div style="width: 46.14%; background-color: #FFD700;"></div>
LPN ELLIOTT, BRYAN	20	2.61%	<div style="width: 2.61%; background-color: #FFD700;"></div>
REP FIORE, MICHELE	355	46.41%	<div style="width: 46.41%; background-color: #FFD700;"></div>
IAP HENDRICKSON, MARGARET	13	1.70%	<div style="width: 1.70%; background-color: #FFD700;"></div>
NONE OF THESE CANDIDATES	24	3.14%	<div style="width: 3.14%; background-color: #FFD700;"></div>
Total Votes Cast	765	100.00%	<div style="width: 100%; background-color: #FFD700;"></div>
Contest Totals	773		

STATE CONTROLLER

Vote For 1

	TOTAL	VOTE %	
REP MATTHEWS, ANDY	384	50.20%	<div style="width: 50.20%; background-color: #FFD700;"></div>
LPN PROFETA, JED W.	18	2.35%	<div style="width: 2.35%; background-color: #FFD700;"></div>
DEM SPIEGEL, ELLEN	341	44.58%	<div style="width: 44.58%; background-color: #FFD700;"></div>
NONE OF THESE CANDIDATES	22	2.88%	<div style="width: 2.88%; background-color: #FFD700;"></div>
Total Votes Cast	765	100.00%	<div style="width: 100%; background-color: #FFD700;"></div>
Contest Totals	773		

401

ATTORNEY GENERAL

Vote For 1

	TOTAL	VOTE %	
REP CHATTAH, SIGAL	308	40.31%	
DEM FORD, AARON D.	392	51.31%	
LPN KENNEDY, JOHN T.	35	4.58%	
NONE OF THESE CANDIDATES	29	3.80%	
Total Votes Cast	764	100.00%	
Contest Totals	773		

STATE SENATE, DISTRICT 16

Vote For 1

	TOTAL	VOTE %	
REP KRASNER, LISA	402	54.32%	
DEM SIMS, AARON	338	45.68%	
Total Votes Cast	740	100.00%	
Contest Totals	773		

STATE ASSEMBLY, DISTRICT 40

Vote For 1

	TOTAL	VOTE %	
DEM MCDANIEL, SHANNON C.	342	45.60%	
REP O'NEILL, PHILIP "PK"	384	51.20%	
LPN TOLL, SAM	24	3.20%	
Total Votes Cast	750	100.00%	
Contest Totals	773		

JUSTICE OF THE SUPREME COURT, SEAT A

Vote For 1

	TOTAL	VOTE %	
NP BELL, LINDA	490	69.50%	
NONE OF THESE CANDIDATES	215	30.50%	
Total Votes Cast	705	100.00%	
Contest Totals	773		

JUSTICE OF THE SUPREME COURT, SEAT E

Vote For 1

	TOTAL	VOTE %	
NP PARRAGUIRRE, RON D.	490	69.70%	
NONE OF THESE CANDIDATES	213	30.30%	
Total Votes Cast	703	100.00%	
Contest Totals	773		

401

COURT OF APPEALS JUDGE, DEPARTMENT 1

Vote For 1

	TOTAL	VOTE %	
NP FORSBERG, RHONDA K.	162	23.08%	
NP WESTBROOK, DEBORAH	325	46.30%	
NONE OF THESE CANDIDATES	215	30.63%	
Total Votes Cast	702	100.00%	
Contest Totals	773		

COURT OF APPEALS JUDGE, DEPARTMENT 2

Vote For 1

	TOTAL	VOTE %	
NP GIBBONS, MICHAEL	498	71.24%	
NONE OF THESE CANDIDATES	201	28.76%	
Total Votes Cast	699	100.00%	
Contest Totals	773		

COURT OF APPEALS JUDGE, DEPARTMENT 3

Vote For 1

	TOTAL	VOTE %	
NP BULLA, BONNIE	468	67.53%	
NONE OF THESE CANDIDATES	225	32.47%	
Total Votes Cast	693	100.00%	
Contest Totals	773		

SCHOOL TRUSTEE, DISTRICT 1

Vote For 1

	TOTAL	VOTE %	
NP RAMIREZ, MARIA "LUPE"	368	52.87%	
NP STINSON, JASON	328	47.13%	
Total Votes Cast	696	100.00%	
Contest Totals	773		

SCHOOL TRUSTEE, DISTRICT 6




Vote For 1

	TOTAL	VOTE %	
NP COBB-ADAMS, SHANNA	288	43.18%	
NP WALT, MOLLY	379	56.82%	
Total Votes Cast	667	100.00%	
Contest Totals	773		

401




CLERK-RECORDER

Vote For 1

	TOTAL	VOTE %	
NP HOEN, WILLIAM "SCOTT"	346	49.86%	
NP WILKE-MCCULLOCH, STACIE	348	50.14%	
Total Votes Cast	694	100.00%	
Contest Totals	773		




BOARD OF SUPERVISORS, WARD 1

Vote For 1

	TOTAL	VOTE %	
NP BRADSHAW, WADE	307	45.01%	
NP GIOMI, STACEY	375	54.99%	
Total Votes Cast	682	100.00%	
Contest Totals	773		




BOARD OF SUPERVISORS, WARD 3

Vote For 1

	TOTAL	VOTE %	
NP HORTON, CURTIS	426	64.25%	
NP WELLS, JAMES R.	237	35.75%	
Total Votes Cast	663	100.00%	
Contest Totals	773		




QUESTION NO. 1

Vote For 1

	TOTAL	VOTE %	
YES	444	58.89%	
NO	310	41.11%	
Total Votes Cast	754	100.00%	
Contest Totals	773		




QUESTION NO. 2

Vote For 1

	TOTAL	VOTE %	
YES	395	52.81%	
NO	353	47.19%	
Total Votes Cast	748	100.00%	
Contest Totals	773		

QUESTION NO. 3




Vote For 1

	TOTAL	VOTE %	
YES	404	54.08%	
NO	343	45.92%	
Total Votes Cast	747	100.00%	
Contest Totals	773		

401

QUESTION NO. CC 1

Vote For 1








	TOTAL	VOTE %	
YES	471	62.30%	
NO	285	37.70%	
Total Votes Cast	756	100.00%	
Contest Totals	773		

403

Statistics	TOTAL
Registered Voters - Total	1,904
Ballots Cast - Total	1,109
Voter Turnout - Total	58.25%






UNITED STATES SENATE

Vote For 1

	TOTAL	VOTE %	
DEM CORTEZ MASTO, CATHERINE	486	43.98%	
REP LAXALT, ADAM PAUL	573	51.86%	
NPP LINDEMANN, BARRY	11	1.00%	
IAP RUBINSON, BARRY	9	0.81%	
LPN SCOTT, NEIL	7	0.63%	
NONE OF THESE CANDIDATES	19	1.72%	
Total Votes Cast	1,105	100.00%	
Contest Totals	1,109		







US REPRESENTATIVE IN CONGRESS DISTRICT 2

Vote For 1

	TOTAL	VOTE %	
REP AMODEI, MARK E.	636	57.71%	
LPN BABER, DARRYL	13	1.18%	
IAP BEST, RUSSELL	21	1.91%	
DEM KRAUSE, ELIZABETH	432	39.20%	
Total Votes Cast	1,102	100.00%	
Contest Totals	1,109		

GOVERNOR








Vote For 1

	TOTAL	VOTE %	
IAP BRIDGES, ED	13	1.18%	
LPN DAVIS, BRANDON	22	1.99%	
REP LOMBARDO, JOE	574	51.90%	
DEM SISOLAK, STEVE	479	43.31%	
NONE OF THESE CANDIDATES	18	1.63%	
Total Votes Cast	1,106	100.00%	
Contest Totals	1,109		

403







LIEUTENANT GOVERNOR

Vote For 1

	TOTAL	VOTE %	
REP ANTHONY, STAVROS	587	53.61%	
DEM CANO BURKHEAD, ELIZABETH	438	40.00%	
NPP DELAP, JOHN "TREY"	13	1.19%	
IAP HOGE, WILLIAM	16	1.46%	
LPN TACHQUIN, JAVI "TRUJILLO"	6	0.55%	
NONE OF THESE CANDIDATES	35	3.20%	
Total Votes Cast	1,095	100.00%	
Contest Totals	1,109		







SECRETARY OF STATE

Vote For 1

	TOTAL	VOTE %	
DEM AGUILAR, FRANCISCO "CISCO"	483	44.15%	
LPN CRANE, ROSS	9	0.82%	
IAP HANSEN, JANINE	25	2.29%	
REP MARCHANT, JIM	556	50.82%	
NONE OF THESE CANDIDATES	21	1.92%	
Total Votes Cast	1,094	100.00%	
Contest Totals	1,109		






STATE TREASURER

Vote For 1

	TOTAL	VOTE %	
DEM CONINE, ZACH	467	42.49%	
LPN ELLIOTT, BRYAN	19	1.73%	
REP FIORE, MICHELE	556	50.59%	
IAP HENDRICKSON, MARGARET	26	2.37%	
NONE OF THESE CANDIDATES	31	2.82%	
Total Votes Cast	1,099	100.00%	
Contest Totals	1,109		

STATE CONTROLLER

Vote For 1

	TOTAL	VOTE %	
REP MATTHEWS, ANDY	611	55.80%	
LPN PROFETA, JED W.	15	1.37%	
DEM SPIEGEL, ELLEN	441	40.27%	
NONE OF THESE CANDIDATES	28	2.56%	
Total Votes Cast	1,095	100.00%	
Contest Totals	1,109		

403

ATTORNEY GENERAL

Vote For 1

	TOTAL	VOTE %	
REP CHATTAH, SIGAL	461	42.14%	<div style="width: 42.14%;"><div style="width: 42.14%;"></div></div>
DEM FORD, AARON D.	529	48.35%	<div style="width: 48.35%;"><div style="width: 48.35%;"></div></div>
LPN KENNEDY, JOHN T.	47	4.30%	<div style="width: 4.30%;"><div style="width: 4.30%;"></div></div>
NONE OF THESE CANDIDATES	57	5.21%	<div style="width: 5.21%;"><div style="width: 5.21%;"></div></div>
Total Votes Cast	1,094	100.00%	<div style="width: 100.00%;"><div style="width: 100.00%;"></div></div>
Contest Totals	1,109		

STATE SENATE, DISTRICT 16

Vote For 1

	TOTAL	VOTE %	
REP KRASNER, LISA	635	59.18%	<div style="width: 59.18%;"><div style="width: 59.18%;"></div></div>
DEM SIMS, AARON	438	40.82%	<div style="width: 40.82%;"><div style="width: 40.82%;"></div></div>
Total Votes Cast	1,073	100.00%	<div style="width: 100.00%;"><div style="width: 100.00%;"></div></div>
Contest Totals	1,109		

STATE ASSEMBLY, DISTRICT 40

Vote For 1

	TOTAL	VOTE %	
DEM MCDANIEL, SHANNON C.	451	41.72%	<div style="width: 41.72%;"><div style="width: 41.72%;"></div></div>
REP O'NEILL, PHILIP "PK"	601	55.60%	<div style="width: 55.60%;"><div style="width: 55.60%;"></div></div>
LPN TOLL, SAM	29	2.68%	<div style="width: 2.68%;"><div style="width: 2.68%;"></div></div>
Total Votes Cast	1,081	100.00%	<div style="width: 100.00%;"><div style="width: 100.00%;"></div></div>
Contest Totals	1,109		

JUSTICE OF THE SUPREME COURT, SEAT A

Vote For 1

	TOTAL	VOTE %	
NP BELL, LINDA	739	72.88%	<div style="width: 72.88%;"><div style="width: 72.88%;"></div></div>
NONE OF THESE CANDIDATES	275	27.12%	<div style="width: 27.12%;"><div style="width: 27.12%;"></div></div>
Total Votes Cast	1,014	100.00%	<div style="width: 100.00%;"><div style="width: 100.00%;"></div></div>
Contest Totals	1,109		

JUSTICE OF THE SUPREME COURT, SEAT E

Vote For 1

	TOTAL	VOTE %	
NP PARRAGUIRRE, RON D.	738	73.00%	<div style="width: 73.00%;"><div style="width: 73.00%;"></div></div>
NONE OF THESE CANDIDATES	273	27.00%	<div style="width: 27.00%;"><div style="width: 27.00%;"></div></div>
Total Votes Cast	1,011	100.00%	<div style="width: 100.00%;"><div style="width: 100.00%;"></div></div>
Contest Totals	1,109		

403

COURT OF APPEALS JUDGE, DEPARTMENT 1

Vote For 1

	TOTAL	VOTE %	
NP FORSBERG, RHONDA K.	259	25.67%	
NP WESTBROOK, DEBORAH	495	49.06%	
NONE OF THESE CANDIDATES	255	25.27%	
Total Votes Cast	1,009	100.00%	
Contest Totals	1,109		

COURT OF APPEALS JUDGE, DEPARTMENT 2

Vote For 1

	TOTAL	VOTE %	
NP GIBBONS, MICHAEL	751	74.80%	
NONE OF THESE CANDIDATES	253	25.20%	
Total Votes Cast	1,004	100.00%	
Contest Totals	1,109		

COURT OF APPEALS JUDGE, DEPARTMENT 3

Vote For 1

	TOTAL	VOTE %	
NP BULLA, BONNIE	723	72.08%	
NONE OF THESE CANDIDATES	280	27.92%	
Total Votes Cast	1,003	100.00%	
Contest Totals	1,109		

SCHOOL TRUSTEE, DISTRICT 1

Vote For 1

	TOTAL	VOTE %	
NP RAMIREZ, MARIA "LUPE"	498	50.46%	
NP STINSON, JASON	489	49.54%	
Total Votes Cast	987	100.00%	
Contest Totals	1,109		

SCHOOL TRUSTEE, DISTRICT 6




Vote For 1

	TOTAL	VOTE %	
NP COBB-ADAMS, SHANNA	464	47.79%	
NP WALT, MOLLY	507	52.21%	
Total Votes Cast	971	100.00%	
Contest Totals	1,109		

403




CLERK-RECORDER

Vote For 1

	TOTAL	VOTE %	
NP HOEN, WILLIAM "SCOTT"	517	52.43%	
NP WILKE-MCCULLOCH, STACIE	469	47.57%	
Total Votes Cast	986	100.00%	
Contest Totals	1,109		




BOARD OF SUPERVISORS, WARD 1

Vote For 1

	TOTAL	VOTE %	
NP BRADSHAW, WADE	461	46.90%	
NP GIOMI, STACEY	522	53.10%	
Total Votes Cast	983	100.00%	
Contest Totals	1,109		




BOARD OF SUPERVISORS, WARD 3

Vote For 1

	TOTAL	VOTE %	
NP HORTON, CURTIS	578	59.83%	
NP WELLS, JAMES R.	388	40.17%	
Total Votes Cast	966	100.00%	
Contest Totals	1,109		




QUESTION NO. 1

Vote For 1

	TOTAL	VOTE %	
YES	566	52.41%	
NO	514	47.59%	
Total Votes Cast	1,080	100.00%	
Contest Totals	1,109		




QUESTION NO. 2

Vote For 1

	TOTAL	VOTE %	
YES	545	50.46%	
NO	535	49.54%	
Total Votes Cast	1,080	100.00%	
Contest Totals	1,109		

QUESTION NO. 3




Vote For 1

	TOTAL	VOTE %	
YES	581	53.35%	
NO	508	46.65%	
Total Votes Cast	1,089	100.00%	
Contest Totals	1,109		

403

QUESTION NO. CC 1

Vote For 1

	TOTAL	VOTE %	
YES	690	63.42%	
NO	398	36.58%	
Total Votes Cast	1,088	100.00%	
Contest Totals	1,109		








405

Statistics TOTAL

Registered Voters - Total	1,469
Ballots Cast - Total	923
Voter Turnout - Total	62.83%






UNITED STATES SENATE

Vote For 1

	TOTAL	VOTE %	
DEM CORTEZ MASTO, CATHERINE	414	44.90%	
REP LAXALT, ADAM PAUL	469	50.87%	
NPP LINDEMANN, BARRY	12	1.30%	
IAP RUBINSON, BARRY	4	0.43%	
LPN SCOTT, NEIL	12	1.30%	
NONE OF THESE CANDIDATES	11	1.19%	
Total Votes Cast	922	100.00%	
Contest Totals	923		







US REPRESENTATIVE IN CONGRESS DISTRICT 2

Vote For 1

	TOTAL	VOTE %	
REP AMODEI, MARK E.	538	58.54%	
LPN BABER, DARRYL	6	0.65%	
IAP BEST, RUSSELL	13	1.41%	
DEM KRAUSE, ELIZABETH	362	39.39%	
Total Votes Cast	919	100.00%	
Contest Totals	923		

GOVERNOR

Vote For 1

	TOTAL	VOTE %	
IAP BRIDGES, ED	11	1.20%	
LPN DAVIS, BRANDON	18	1.96%	
REP LOMBARDO, JOE	476	51.85%	
DEM SISOLAK, STEVE	392	42.70%	
NONE OF THESE CANDIDATES	21	2.29%	
Total Votes Cast	918	100.00%	
Contest Totals	923		

405

LIEUTENANT GOVERNOR

Vote For 1

	TOTAL	VOTE %	
REP ANTHONY, STAVROS	474	51.58%	
DEM CANO BURKHEAD, ELIZABETH	394	42.87%	
NPP DELAP, JOHN "TREY"	11	1.20%	
IAP HOGE, WILLIAM	4	0.44%	
LPN TACHIUIN, JAVI "TRUJILLO"	15	1.63%	
NONE OF THESE CANDIDATES	21	2.29%	
Total Votes Cast	919	100.00%	
Contest Totals	923		

SECRETARY OF STATE

Vote For 1

	TOTAL	VOTE %	
DEM AGUILAR, FRANCISCO "CISCO"	427	46.77%	
LPN CRANE, ROSS	10	1.10%	
IAP HANSEN, JANINE	15	1.64%	
REP MARCHANT, JIM	446	48.85%	
NONE OF THESE CANDIDATES	15	1.64%	
Total Votes Cast	913	100.00%	
Contest Totals	923		

STATE TREASURER

Vote For 1

	TOTAL	VOTE %	
DEM CONINE, ZACH	409	44.50%	
LPN ELLIOTT, BRYAN	13	1.41%	
REP FIORE, MICHELE	449	48.86%	
IAP HENDRICKSON, MARGARET	21	2.29%	
NONE OF THESE CANDIDATES	27	2.94%	
Total Votes Cast	919	100.00%	
Contest Totals	923		

STATE CONTROLLER

Vote For 1

	TOTAL	VOTE %	
REP MATTHEWS, ANDY	489	53.38%	
LPN PROFETA, JED W.	14	1.53%	
DEM SPIEGEL, ELLEN	388	42.36%	
NONE OF THESE CANDIDATES	25	2.73%	
Total Votes Cast	916	100.00%	
Contest Totals	923		

405

ATTORNEY GENERAL

Vote For 1

	TOTAL	VOTE %	
REP CHATTAH, SIGAL	368	40.13%	
DEM FORD, AARON D.	466	50.82%	
LPN KENNEDY, JOHN T.	43	4.69%	
NONE OF THESE CANDIDATES	40	4.36%	
Total Votes Cast	917	100.00%	
Contest Totals	923		

STATE SENATE, DISTRICT 16

Vote For 1

	TOTAL	VOTE %	
REP KRASNER, LISA	524	58.03%	
DEM SIMS, AARON	379	41.97%	
Total Votes Cast	903	100.00%	
Contest Totals	923		

STATE ASSEMBLY, DISTRICT 40

Vote For 1

	TOTAL	VOTE %	
DEM MCDANIEL, SHANNON C.	371	40.86%	
REP O'NEILL, PHILIP "PK"	520	57.27%	
LPN TOLL, SAM	17	1.87%	
Total Votes Cast	908	100.00%	
Contest Totals	923		

JUSTICE OF THE SUPREME COURT, SEAT A

Vote For 1

	TOTAL	VOTE %	
NP BELL, LINDA	646	76.18%	
NONE OF THESE CANDIDATES	202	23.82%	
Total Votes Cast	848	100.00%	
Contest Totals	923		

JUSTICE OF THE SUPREME COURT, SEAT E

Vote For 1

	TOTAL	VOTE %	
NP PARRAGUIRRE, RON D.	629	74.09%	
NONE OF THESE CANDIDATES	220	25.91%	
Total Votes Cast	849	100.00%	
Contest Totals	923		

405

COURT OF APPEALS JUDGE, DEPARTMENT 1

Vote For 1

	TOTAL	VOTE %	
NP FORSBERG, RHONDA K.	212	24.94%	
NP WESTBROOK, DEBORAH	426	50.12%	
NONE OF THESE CANDIDATES	212	24.94%	
Total Votes Cast	850	100.00%	
Contest Totals	923		

COURT OF APPEALS JUDGE, DEPARTMENT 2

Vote For 1

	TOTAL	VOTE %	
NP GIBBONS, MICHAEL	656	77.09%	
NONE OF THESE CANDIDATES	195	22.91%	
Total Votes Cast	851	100.00%	
Contest Totals	923		

COURT OF APPEALS JUDGE, DEPARTMENT 3

Vote For 1

	TOTAL	VOTE %	
NP BULLA, BONNIE	613	73.24%	
NONE OF THESE CANDIDATES	224	26.76%	
Total Votes Cast	837	100.00%	
Contest Totals	923		

SCHOOL TRUSTEE, DISTRICT 1

Vote For 1

	TOTAL	VOTE %	
NP RAMIREZ, MARIA "LUPE"	440	52.26%	
NP STINSON, JASON	402	47.74%	
Total Votes Cast	842	100.00%	
Contest Totals	923		

SCHOOL TRUSTEE, DISTRICT 6

Vote For 1

	TOTAL	VOTE %	
NP COBB-ADAMS, SHANNA	359	43.46%	
NP WALT, MOLLY	467	56.54%	
Total Votes Cast	826	100.00%	
Contest Totals	923		

405

CLERK-RECORDER

Vote For 1

	TOTAL	VOTE %	
NP HOEN, WILLIAM "SCOTT"	414	48.76%	<div style="width: 48.76%;"><div style="width: 48.76%;"></div></div>
NP WILKE-MCCULLOCH, STACIE	435	51.24%	<div style="width: 51.24%;"><div style="width: 51.24%;"></div></div>
Total Votes Cast	849	100.00%	<div style="width: 100%;"><div style="width: 100%;"></div></div>
Contest Totals	923		

BOARD OF SUPERVISORS, WARD 1

Vote For 1

	TOTAL	VOTE %	
NP BRADSHAW, WADE	354	42.14%	<div style="width: 42.14%;"><div style="width: 42.14%;"></div></div>
NP GIOMI, STACEY	486	57.86%	<div style="width: 57.86%;"><div style="width: 57.86%;"></div></div>
Total Votes Cast	840	100.00%	<div style="width: 100%;"><div style="width: 100%;"></div></div>
Contest Totals	923		

BOARD OF SUPERVISORS, WARD 3

Vote For 1

	TOTAL	VOTE %	
NP HORTON, CURTIS	501	60.87%	<div style="width: 60.87%;"><div style="width: 60.87%;"></div></div>
NP WELLS, JAMES R.	322	39.13%	<div style="width: 39.13%;"><div style="width: 39.13%;"></div></div>
Total Votes Cast	823	100.00%	<div style="width: 100%;"><div style="width: 100%;"></div></div>
Contest Totals	923		

QUESTION NO. 1

Vote For 1

	TOTAL	VOTE %	
YES	476	53.01%	<div style="width: 53.01%;"><div style="width: 53.01%;"></div></div>
NO	422	46.99%	<div style="width: 46.99%;"><div style="width: 46.99%;"></div></div>
Total Votes Cast	898	100.00%	<div style="width: 100%;"><div style="width: 100%;"></div></div>
Contest Totals	923		

QUESTION NO. 2

Vote For 1

	TOTAL	VOTE %	
YES	448	49.94%	<div style="width: 49.94%;"><div style="width: 49.94%;"></div></div>
NO	449	50.06%	<div style="width: 50.06%;"><div style="width: 50.06%;"></div></div>
Total Votes Cast	897	100.00%	<div style="width: 100%;"><div style="width: 100%;"></div></div>
Contest Totals	923		

QUESTION NO. 3




Vote For 1

	TOTAL	VOTE %	
YES	452	50.39%	<div style="width: 50.39%;"><div style="width: 50.39%;"></div></div>
NO	445	49.61%	<div style="width: 49.61%;"><div style="width: 49.61%;"></div></div>
Total Votes Cast	897	100.00%	<div style="width: 100%;"><div style="width: 100%;"></div></div>
Contest Totals	923		

405

QUESTION NO. CC 1

Vote For 1

	TOTAL	VOTE %	
YES	560	61.88%	
NO	345	38.12%	
Total Votes Cast	905	100.00%	
Contest Totals	923		








407

Statistics TOTAL

Registered Voters - Total	2,195
Ballots Cast - Total	1,500
Voter Turnout - Total	68.34%






UNITED STATES SENATE

Vote For 1

	TOTAL	VOTE %	
DEM CORTEZ MASTO, CATHERINE	526	35.11%	
REP LAXALT, ADAM PAUL	941	62.82%	
NPP LINDEMANN, BARRY	10	0.67%	
IAP RUBINSON, BARRY	8	0.53%	
LPN SCOTT, NEIL	7	0.47%	
NONE OF THESE CANDIDATES	6	0.40%	
Total Votes Cast	1,498	100.00%	
Contest Totals	1,500		







US REPRESENTATIVE IN CONGRESS DISTRICT 2

Vote For 1

	TOTAL	VOTE %	
REP AMODEI, MARK E.	1,010	67.56%	
LPN BABER, DARRYL	18	1.20%	
IAP BEST, RUSSELL	13	0.87%	
DEM KRAUSE, ELIZABETH	454	30.37%	
Total Votes Cast	1,495	100.00%	
Contest Totals	1,500		

GOVERNOR








Vote For 1

	TOTAL	VOTE %	
IAP BRIDGES, ED	16	1.07%	
LPN DAVIS, BRANDON	11	0.73%	
REP LOMBARDO, JOE	951	63.44%	
DEM SISOLAK, STEVE	509	33.96%	
NONE OF THESE CANDIDATES	12	0.80%	
Total Votes Cast	1,499	100.00%	
Contest Totals	1,500		

407







LIEUTENANT GOVERNOR

Vote For 1

	TOTAL	VOTE %	
REP ANTHONY, STAVROS	943	63.33%	
DEM CANO BURKHEAD, ELIZABETH	488	32.77%	
NPP DELAP, JOHN "TREY"	8	0.54%	
IAP HOGE, WILLIAM	18	1.21%	
LPN TACHIUIN, JAVI "TRUJILLO"	14	0.94%	
NONE OF THESE CANDIDATES	18	1.21%	
Total Votes Cast	1,489	100.00%	
Contest Totals	1,500		







SECRETARY OF STATE

Vote For 1

	TOTAL	VOTE %	
DEM AGUILAR, FRANCISCO "CISCO"	544	36.58%	
LPN CRANE, ROSS	10	0.67%	
IAP HANSEN, JANINE	25	1.68%	
REP MARCHANT, JIM	889	59.78%	
NONE OF THESE CANDIDATES	19	1.28%	
Total Votes Cast	1,487	100.00%	
Contest Totals	1,500		






STATE TREASURER

Vote For 1

	TOTAL	VOTE %	
DEM CONINE, ZACH	522	34.96%	
LPN ELLIOTT, BRYAN	24	1.61%	
REP FIORE, MICHELE	887	59.41%	
IAP HENDRICKSON, MARGARET	31	2.08%	
NONE OF THESE CANDIDATES	29	1.94%	
Total Votes Cast	1,493	100.00%	
Contest Totals	1,500		

STATE CONTROLLER

Vote For 1

	TOTAL	VOTE %	
REP MATTHEWS, ANDY	959	64.45%	
LPN PROFETA, JED W.	21	1.41%	
DEM SPIEGEL, ELLEN	473	31.79%	
NONE OF THESE CANDIDATES	35	2.35%	
Total Votes Cast	1,488	100.00%	
Contest Totals	1,500		

407

ATTORNEY GENERAL

Vote For 1

	TOTAL	VOTE %	
REP CHATTAH, SIGAL	787	52.82%	
DEM FORD, AARON D.	579	38.86%	
LPN KENNEDY, JOHN T.	59	3.96%	
NONE OF THESE CANDIDATES	65	4.36%	
Total Votes Cast	1,490	100.00%	
Contest Totals	1,500		

STATE SENATE, DISTRICT 16

Vote For 1

	TOTAL	VOTE %	
REP KRASNER, LISA	989	67.51%	
DEM SIMS, AARON	476	32.49%	
Total Votes Cast	1,465	100.00%	
Contest Totals	1,500		

STATE ASSEMBLY, DISTRICT 40

Vote For 1

	TOTAL	VOTE %	
DEM MCDANIEL, SHANNON C.	478	32.43%	
REP O'NEILL, PHILIP "PK"	962	65.26%	
LPN TOLL, SAM	34	2.31%	
Total Votes Cast	1,474	100.00%	
Contest Totals	1,500		

JUSTICE OF THE SUPREME COURT, SEAT A

Vote For 1

	TOTAL	VOTE %	
NP BELL, LINDA	1,017	74.89%	
NONE OF THESE CANDIDATES	341	25.11%	
Total Votes Cast	1,358	100.00%	
Contest Totals	1,500		

JUSTICE OF THE SUPREME COURT, SEAT E

Vote For 1

	TOTAL	VOTE %	
NP PARRAGUIRRE, RON D.	1,059	77.92%	
NONE OF THESE CANDIDATES	300	22.08%	
Total Votes Cast	1,359	100.00%	
Contest Totals	1,500		

407

COURT OF APPEALS JUDGE, DEPARTMENT 1

Vote For 1

	TOTAL	VOTE %	
NP FORSBERG, RHONDA K.	339	25.20%	
NP WESTBROOK, DEBORAH	688	51.15%	
NONE OF THESE CANDIDATES	318	23.64%	
Total Votes Cast	1,345	100.00%	
Contest Totals	1,500		

COURT OF APPEALS JUDGE, DEPARTMENT 2

Vote For 1

	TOTAL	VOTE %	
NP GIBBONS, MICHAEL	1,058	78.49%	
NONE OF THESE CANDIDATES	290	21.51%	
Total Votes Cast	1,348	100.00%	
Contest Totals	1,500		

COURT OF APPEALS JUDGE, DEPARTMENT 3

Vote For 1

	TOTAL	VOTE %	
NP BULLA, BONNIE	954	71.89%	
NONE OF THESE CANDIDATES	373	28.11%	
Total Votes Cast	1,327	100.00%	
Contest Totals	1,500		

SCHOOL TRUSTEE, DISTRICT 1

Vote For 1

	TOTAL	VOTE %	
NP RAMIREZ, MARIA "LUPE"	605	45.01%	
NP STINSON, JASON	739	54.99%	
Total Votes Cast	1,344	100.00%	
Contest Totals	1,500		

SCHOOL TRUSTEE, DISTRICT 6




Vote For 1

	TOTAL	VOTE %	
NP COBB-ADAMS, SHANNA	626	48.23%	
NP WALT, MOLLY	672	51.77%	
Total Votes Cast	1,298	100.00%	
Contest Totals	1,500		

407




CLERK-RECORDER

Vote For 1

	TOTAL	VOTE %	
NP HOEN, WILLIAM "SCOTT"	763	57.07%	
NP WILKE-MCCULLOCH, STACIE	574	42.93%	
Total Votes Cast	1,337	100.00%	
Contest Totals	1,500		




BOARD OF SUPERVISORS, WARD 1

Vote For 1

	TOTAL	VOTE %	
NP BRADSHAW, WADE	688	51.34%	
NP GIOMI, STACEY	652	48.66%	
Total Votes Cast	1,340	100.00%	
Contest Totals	1,500		




BOARD OF SUPERVISORS, WARD 3

Vote For 1

	TOTAL	VOTE %	
NP HORTON, CURTIS	838	63.87%	
NP WELLS, JAMES R.	474	36.13%	
Total Votes Cast	1,312	100.00%	
Contest Totals	1,500		




QUESTION NO. 1

Vote For 1

	TOTAL	VOTE %	
YES	645	43.64%	
NO	833	56.36%	
Total Votes Cast	1,478	100.00%	
Contest Totals	1,500		




QUESTION NO. 2

Vote For 1

	TOTAL	VOTE %	
YES	584	39.57%	
NO	892	60.43%	
Total Votes Cast	1,476	100.00%	
Contest Totals	1,500		

QUESTION NO. 3




Vote For 1

	TOTAL	VOTE %	
YES	612	41.38%	
NO	867	58.62%	
Total Votes Cast	1,479	100.00%	
Contest Totals	1,500		

407

QUESTION NO. CC 1

Vote For 1








	TOTAL	VOTE %	
YES	818	55.08%	
NO	667	44.92%	
Total Votes Cast	1,485	100.00%	
Contest Totals	1,500		

409

Statistics	TOTAL
Registered Voters - Total	1,710
Ballots Cast - Total	1,158
Voter Turnout - Total	67.72%






UNITED STATES SENATE

Vote For 1

	TOTAL	VOTE %	
DEM CORTEZ MASTO, CATHERINE	601	52.08%	
REP LAXALT, ADAM PAUL	518	44.89%	
NPP LINDEMANN, BARRY	10	0.87%	
IAP RUBINSON, BARRY	7	0.61%	
LPN SCOTT, NEIL	12	1.04%	
NONE OF THESE CANDIDATES	6	0.52%	
Total Votes Cast	1,154	100.00%	
Contest Totals	1,158		







US REPRESENTATIVE IN CONGRESS DISTRICT 2

Vote For 1

	TOTAL	VOTE %	
REP AMODEI, MARK E.	593	51.61%	
LPN BABER, DARRYL	16	1.39%	
IAP BEST, RUSSELL	14	1.22%	
DEM KRAUSE, ELIZABETH	526	45.78%	
Total Votes Cast	1,149	100.00%	
Contest Totals	1,158		

GOVERNOR

Vote For 1

	TOTAL	VOTE %	
IAP BRIDGES, ED	10	0.87%	
LPN DAVIS, BRANDON	28	2.42%	
REP LOMBARDO, JOE	525	45.45%	
DEM SISOLAK, STEVE	572	49.52%	
NONE OF THESE CANDIDATES	20	1.73%	
Total Votes Cast	1,155	100.00%	
Contest Totals	1,158		

409

LIEUTENANT GOVERNOR

Vote For 1

	TOTAL	VOTE %	
REP ANTHONY, STAVROS	535	46.60%	<div style="width: 46.60%; background-color: #f0e68c;"></div>
DEM CANO BURKHEAD, ELIZABETH	542	47.21%	<div style="width: 47.21%; background-color: #f0e68c;"></div>
NPP DELAP, JOHN "TREY"	15	1.31%	<div style="width: 1.31%; background-color: #f0e68c;"></div>
IAP HOGE, WILLIAM	9	0.78%	<div style="width: 0.78%; background-color: #f0e68c;"></div>
LPN TACHQUIN, JAVI "TRUJILLO"	15	1.31%	<div style="width: 1.31%; background-color: #f0e68c;"></div>
NONE OF THESE CANDIDATES	32	2.79%	<div style="width: 2.79%; background-color: #f0e68c;"></div>
Total Votes Cast	1,148	100.00%	<div style="width: 100%; background-color: #f0e68c;"></div>
Contest Totals	1,158		

SECRETARY OF STATE

Vote For 1

	TOTAL	VOTE %	
DEM AGUILAR, FRANCISCO "CISCO"	597	52.19%	<div style="width: 52.19%; background-color: #f0e68c;"></div>
LPN CRANE, ROSS	13	1.14%	<div style="width: 1.14%; background-color: #f0e68c;"></div>
IAP HANSEN, JANINE	31	2.71%	<div style="width: 2.71%; background-color: #f0e68c;"></div>
REP MARCHANT, JIM	482	42.13%	<div style="width: 42.13%; background-color: #f0e68c;"></div>
NONE OF THESE CANDIDATES	21	1.84%	<div style="width: 1.84%; background-color: #f0e68c;"></div>
Total Votes Cast	1,144	100.00%	<div style="width: 100%; background-color: #f0e68c;"></div>
Contest Totals	1,158		

STATE TREASURER

Vote For 1

	TOTAL	VOTE %	
DEM CONINE, ZACH	578	50.70%	<div style="width: 50.70%; background-color: #f0e68c;"></div>
LPN ELLIOTT, BRYAN	25	2.19%	<div style="width: 2.19%; background-color: #f0e68c;"></div>
REP FIORE, MICHELE	485	42.54%	<div style="width: 42.54%; background-color: #f0e68c;"></div>
IAP HENDRICKSON, MARGARET	25	2.19%	<div style="width: 2.19%; background-color: #f0e68c;"></div>
NONE OF THESE CANDIDATES	27	2.37%	<div style="width: 2.37%; background-color: #f0e68c;"></div>
Total Votes Cast	1,140	100.00%	<div style="width: 100%; background-color: #f0e68c;"></div>
Contest Totals	1,158		

STATE CONTROLLER

Vote For 1

	TOTAL	VOTE %	
REP MATTHEWS, ANDY	548	48.03%	<div style="width: 48.03%; background-color: #f0e68c;"></div>
LPN PROFETA, JED W.	20	1.75%	<div style="width: 1.75%; background-color: #f0e68c;"></div>
DEM SPIEGEL, ELLEN	546	47.85%	<div style="width: 47.85%; background-color: #f0e68c;"></div>
NONE OF THESE CANDIDATES	27	2.37%	<div style="width: 2.37%; background-color: #f0e68c;"></div>
Total Votes Cast	1,141	100.00%	<div style="width: 100%; background-color: #f0e68c;"></div>
Contest Totals	1,158		

409

ATTORNEY GENERAL

Vote For 1

	TOTAL	VOTE %	
REP CHATTAH, SIGAL	445	38.90%	
DEM FORD, AARON D.	623	54.46%	
LPN KENNEDY, JOHN T.	43	3.76%	
NONE OF THESE CANDIDATES	33	2.88%	
Total Votes Cast	1,144	100.00%	
Contest Totals	1,158		

STATE SENATE, DISTRICT 16

Vote For 1

	TOTAL	VOTE %	
REP KRASNER, LISA	583	51.59%	
DEM SIMS, AARON	547	48.41%	
Total Votes Cast	1,130	100.00%	
Contest Totals	1,158		

STATE ASSEMBLY, DISTRICT 40

Vote For 1

	TOTAL	VOTE %	
DEM MCDANIEL, SHANNON C.	524	46.37%	
REP O'NEILL, PHILIP "PK"	579	51.24%	
LPN TOLL, SAM	27	2.39%	
Total Votes Cast	1,130	100.00%	
Contest Totals	1,158		

JUSTICE OF THE SUPREME COURT, SEAT A

Vote For 1

	TOTAL	VOTE %	
NP BELL, LINDA	818	77.90%	
NONE OF THESE CANDIDATES	232	22.10%	
Total Votes Cast	1,050	100.00%	
Contest Totals	1,158		

JUSTICE OF THE SUPREME COURT, SEAT E

Vote For 1

	TOTAL	VOTE %	
NP PARRAGUIRRE, RON D.	818	77.61%	
NONE OF THESE CANDIDATES	236	22.39%	
Total Votes Cast	1,054	100.00%	
Contest Totals	1,158		

409

COURT OF APPEALS JUDGE, DEPARTMENT 1

Vote For 1

	TOTAL	VOTE %	
NP FORSBERG, RHONDA K.	232	22.12%	
NP WESTBROOK, DEBORAH	560	53.38%	
NONE OF THESE CANDIDATES	257	24.50%	
Total Votes Cast	1,049	100.00%	
Contest Totals	1,158		

COURT OF APPEALS JUDGE, DEPARTMENT 2

Vote For 1

	TOTAL	VOTE %	
NP GIBBONS, MICHAEL	798	76.51%	
NONE OF THESE CANDIDATES	245	23.49%	
Total Votes Cast	1,043	100.00%	
Contest Totals	1,158		

COURT OF APPEALS JUDGE, DEPARTMENT 3

Vote For 1

	TOTAL	VOTE %	
NP BULLA, BONNIE	780	75.51%	
NONE OF THESE CANDIDATES	253	24.49%	
Total Votes Cast	1,033	100.00%	
Contest Totals	1,158		

SCHOOL TRUSTEE, DISTRICT 1

Vote For 1

	TOTAL	VOTE %	
NP RAMIREZ, MARIA "LUPE"	613	58.89%	
NP STINSON, JASON	428	41.11%	
Total Votes Cast	1,041	100.00%	
Contest Totals	1,158		

SCHOOL TRUSTEE, DISTRICT 6




Vote For 1

	TOTAL	VOTE %	
NP COBB-ADAMS, SHANNA	372	36.69%	
NP WALT, MOLLY	642	63.31%	
Total Votes Cast	1,014	100.00%	
Contest Totals	1,158		

409




CLERK-RECORDER

Vote For 1

	TOTAL	VOTE %	
NP HOEN, WILLIAM "SCOTT"	464	44.49%	
NP WILKE-MCCULLOCH, STACIE	579	55.51%	
Total Votes Cast	1,043	100.00%	
Contest Totals	1,158		




BOARD OF SUPERVISORS, WARD 1

Vote For 1

	TOTAL	VOTE %	
NP BRADSHAW, WADE	395	37.87%	
NP GIOMI, STACEY	648	62.13%	
Total Votes Cast	1,043	100.00%	
Contest Totals	1,158		




BOARD OF SUPERVISORS, WARD 3

Vote For 1

	TOTAL	VOTE %	
NP HORTON, CURTIS	569	56.90%	
NP WELLS, JAMES R.	431	43.10%	
Total Votes Cast	1,000	100.00%	
Contest Totals	1,158		




QUESTION NO. 1

Vote For 1

	TOTAL	VOTE %	
YES	623	55.08%	
NO	508	44.92%	
Total Votes Cast	1,131	100.00%	
Contest Totals	1,158		




QUESTION NO. 2

Vote For 1

	TOTAL	VOTE %	
YES	544	48.40%	
NO	580	51.60%	
Total Votes Cast	1,124	100.00%	
Contest Totals	1,158		

QUESTION NO. 3




Vote For 1

	TOTAL	VOTE %	
YES	571	50.62%	
NO	557	49.38%	
Total Votes Cast	1,128	100.00%	
Contest Totals	1,158		

409

QUESTION NO. CC 1

Vote For 1








	TOTAL	VOTE %	
YES	728	63.92%	
NO	411	36.08%	
Total Votes Cast	1,139	100.00%	
Contest Totals	1,158		

411

Statistics	TOTAL
Registered Voters - Total	883
Ballots Cast - Total	631
Voter Turnout - Total	71.46%






UNITED STATES SENATE

Vote For 1

	TOTAL	VOTE %	
DEM CORTEZ MASTO, CATHERINE	222	35.29%	
REP LAXALT, ADAM PAUL	387	61.53%	
NPP LINDEMANN, BARRY	4	0.64%	
IAP RUBINSON, BARRY	4	0.64%	
LPN SCOTT, NEIL	6	0.95%	
NONE OF THESE CANDIDATES	6	0.95%	
Total Votes Cast	629	100.00%	
Contest Totals	631		







US REPRESENTATIVE IN CONGRESS DISTRICT 2

Vote For 1

	TOTAL	VOTE %	
REP AMODEI, MARK E.	428	68.04%	
LPN BABER, DARRYL	10	1.59%	
IAP BEST, RUSSELL	11	1.75%	
DEM KRAUSE, ELIZABETH	180	28.62%	
Total Votes Cast	629	100.00%	
Contest Totals	631		

GOVERNOR

Vote For 1

	TOTAL	VOTE %	
IAP BRIDGES, ED	3	0.48%	
LPN DAVIS, BRANDON	8	1.27%	
REP LOMBARDO, JOE	402	64.01%	
DEM SISOLAK, STEVE	205	32.64%	
NONE OF THESE CANDIDATES	10	1.59%	
Total Votes Cast	628	100.00%	
Contest Totals	631		

411

LIEUTENANT GOVERNOR

Vote For 1

	TOTAL	VOTE %	
REP ANTHONY, STAVROS	399	64.15%	
DEM CANO BURKHEAD, ELIZABETH	193	31.03%	
NPP DELAP, JOHN "TREY"	3	0.48%	
IAP HOGE, WILLIAM	8	1.29%	
LPN TACHQUIN, JAVI "TRUJILLO"	9	1.45%	
NONE OF THESE CANDIDATES	10	1.61%	
Total Votes Cast	622	100.00%	
Contest Totals	631		

SECRETARY OF STATE

Vote For 1

	TOTAL	VOTE %	
DEM AGUILAR, FRANCISCO "CISCO"	220	35.14%	
LPN CRANE, ROSS	11	1.76%	
IAP HANSEN, JANINE	26	4.15%	
REP MARCHANT, JIM	363	57.99%	
NONE OF THESE CANDIDATES	6	0.96%	
Total Votes Cast	626	100.00%	
Contest Totals	631		

STATE TREASURER

Vote For 1

	TOTAL	VOTE %	
DEM CONINE, ZACH	217	34.78%	
LPN ELLIOTT, BRYAN	19	3.04%	
REP FIORE, MICHELE	370	59.29%	
IAP HENDRICKSON, MARGARET	8	1.28%	
NONE OF THESE CANDIDATES	10	1.60%	
Total Votes Cast	624	100.00%	
Contest Totals	631		

STATE CONTROLLER

Vote For 1

	TOTAL	VOTE %	
REP MATTHEWS, ANDY	398	64.30%	
LPN PROFETA, JED W.	12	1.94%	
DEM SPIEGEL, ELLEN	190	30.69%	
NONE OF THESE CANDIDATES	19	3.07%	
Total Votes Cast	619	100.00%	
Contest Totals	631		

411

ATTORNEY GENERAL

Vote For 1

	TOTAL	VOTE %	
REP CHATTAH, SIGAL	313	50.48%	
DEM FORD, AARON D.	243	39.19%	
LPN KENNEDY, JOHN T.	39	6.29%	
NONE OF THESE CANDIDATES	25	4.03%	
Total Votes Cast	620	100.00%	
Contest Totals	631		

STATE SENATE, DISTRICT 16

Vote For 1

	TOTAL	VOTE %	
REP KRASNER, LISA	428	69.82%	
DEM SIMS, AARON	185	30.18%	
Total Votes Cast	613	100.00%	
Contest Totals	631		

STATE ASSEMBLY, DISTRICT 40

Vote For 1

	TOTAL	VOTE %	
DEM MCDANIEL, SHANNON C.	187	30.21%	
REP O'NEILL, PHILIP "PK"	408	65.91%	
LPN TOLL, SAM	24	3.88%	
Total Votes Cast	619	100.00%	
Contest Totals	631		

JUSTICE OF THE SUPREME COURT, SEAT A

Vote For 1

	TOTAL	VOTE %	
NP BELL, LINDA	443	78.13%	
NONE OF THESE CANDIDATES	124	21.87%	
Total Votes Cast	567	100.00%	
Contest Totals	631		

JUSTICE OF THE SUPREME COURT, SEAT E

Vote For 1

	TOTAL	VOTE %	
NP PARRAGUIRRE, RON D.	459	80.81%	
NONE OF THESE CANDIDATES	109	19.19%	
Total Votes Cast	568	100.00%	
Contest Totals	631		

411

COURT OF APPEALS JUDGE, DEPARTMENT 1

Vote For 1

	TOTAL	VOTE %
NP FORSBERG, RHONDA K.	151	26.49%
NP WESTBROOK, DEBORAH	306	53.68%
NONE OF THESE CANDIDATES	113	19.82%
Total Votes Cast	570	100.00%
Contest Totals	631	

COURT OF APPEALS JUDGE, DEPARTMENT 2

Vote For 1

	TOTAL	VOTE %
NP GIBBONS, MICHAEL	475	83.33%
NONE OF THESE CANDIDATES	95	16.67%
Total Votes Cast	570	100.00%
Contest Totals	631	

COURT OF APPEALS JUDGE, DEPARTMENT 3

Vote For 1

	TOTAL	VOTE %
NP BULLA, BONNIE	432	76.46%
NONE OF THESE CANDIDATES	133	23.54%
Total Votes Cast	565	100.00%
Contest Totals	631	

SCHOOL TRUSTEE, DISTRICT 1

Vote For 1

	TOTAL	VOTE %
NP RAMIREZ, MARIA "LUPE"	259	44.81%
NP STINSON, JASON	319	55.19%
Total Votes Cast	578	100.00%
Contest Totals	631	

SCHOOL TRUSTEE, DISTRICT 6




Vote For 1

	TOTAL	VOTE %
NP COBB-ADAMS, SHANNA	208	36.62%
NP WALT, MOLLY	360	63.38%
Total Votes Cast	568	100.00%
Contest Totals	631	

411




CLERK-RECORDER

Vote For 1

	TOTAL	VOTE %	
NP HOEN, WILLIAM "SCOTT"	323	56.47%	
NP WILKE-MCCULLOCH, STACIE	249	43.53%	
Total Votes Cast	572	100.00%	
Contest Totals	631		




BOARD OF SUPERVISORS, WARD 1

Vote For 1

	TOTAL	VOTE %	
NP BRADSHAW, WADE	242	41.44%	
NP GIOMI, STACEY	342	58.56%	
Total Votes Cast	584	100.00%	
Contest Totals	631		




BOARD OF SUPERVISORS, WARD 3

Vote For 1

	TOTAL	VOTE %	
NP HORTON, CURTIS	365	64.26%	
NP WELLS, JAMES R.	203	35.74%	
Total Votes Cast	568	100.00%	
Contest Totals	631		




QUESTION NO. 1

Vote For 1

	TOTAL	VOTE %	
YES	237	37.98%	
NO	387	62.02%	
Total Votes Cast	624	100.00%	
Contest Totals	631		




QUESTION NO. 2

Vote For 1

	TOTAL	VOTE %	
YES	216	34.73%	
NO	406	65.27%	
Total Votes Cast	622	100.00%	
Contest Totals	631		

QUESTION NO. 3




Vote For 1

	TOTAL	VOTE %	
YES	245	39.52%	
NO	375	60.48%	
Total Votes Cast	620	100.00%	
Contest Totals	631		

411

QUESTION NO. CC 1

Vote For 1

	TOTAL	VOTE %	
YES	339	53.98%	
NO	289	46.02%	
Total Votes Cast	628	100.00%	
Contest Totals	631		