



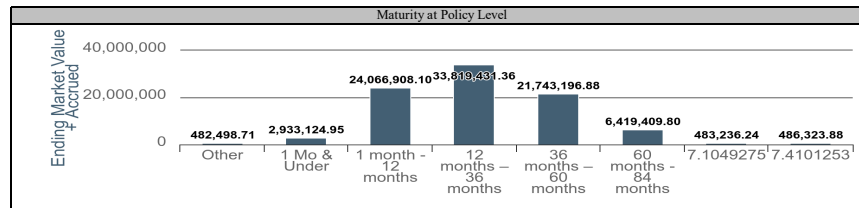
Report: GPA Standard Oversight Report
Account: CARSON-Investment GPA
Date: 10/01/2024 - 12/31/2024

Portfolio	
Portfolio	
Par Amount	91,196,251.38
Book Value	90,240,787.18
Market Value	89,613,460.85
Net Unrealized Gain/Loss	-627,326.32
Yield at Cost	4.047
Effective Duration	2.190
Maturity in Years	2.454
Footnote: 1	

Compliance	
Status	Compliant
As of	12/31/2024

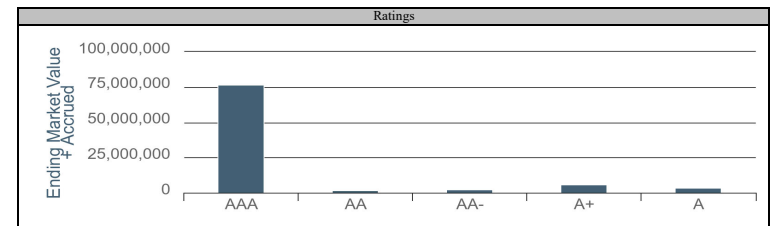
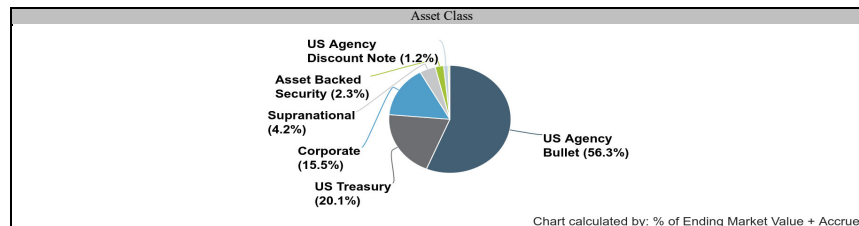
Reconciliation	
Custody Reconciliation Status	Reconciled
Custody Last Reconciled For	02/04/2025
Trading System Last Reconciled	01/09/2025

Asset Allocation at Policy Level		
GPA Asset Class	Ending Market Value + Accrued	Ending Market Value + Accrued
Bank Deposit	2,289.81	0.003%
Money Market Fund	418,961.57	0.463%
Asset Backed	2,039,417.78	2.255%
FHLMC	2,762,096.97	3.054%
IADB	3,808,542.59	4.211%
Corporate	14,031,657.24	15.516%
US Treasury	18,180,856.13	20.104%
FHLB	23,024,490.21	25.460%
FFCB	26,165,817.61	28.934%
Total	90,434,129.92	100.000%
Footnotes: 2,3,4		



Activity	
Portfolio	
Beginning Book Value	89,500,437.34
Purchases	7,121,612.23
Sales	-2,267,056.76
Net Amortization/Accretion Inc	96,419.81
Net Realized Gain/Loss	0.00
Ending Book Value	90,240,787.18
Footnote: 4	

Earnings	
Portfolio	
Net Amortization/Accretion Inc	96,419.81
Interest Earned	811,203.73
Net Realized Gain/Loss	0.00
Earned Income	907,623.54
Book Yield	4.048
Footnotes: 4,5	



- 1: * Weighted by: Market Value
2: * Grouped by: GPA Asset Class
3: * Groups Sorted by: % of Ending Market Value + Accrued
4: * Weighted by: Ending Market Value + Accrued
5: * Formula Column: Earned Income = [Interest Earned]+[Net Amortization/Accretion Income]