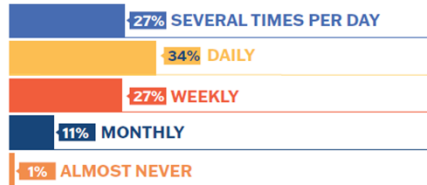


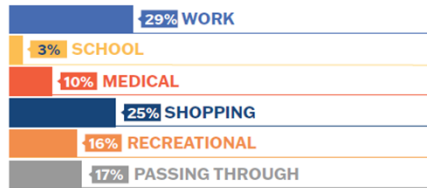
Survey Results



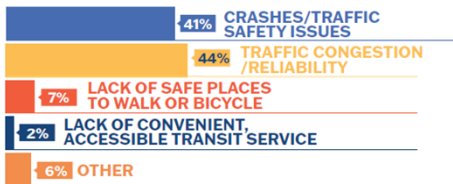
How often do you travel along the study area section of US 50?



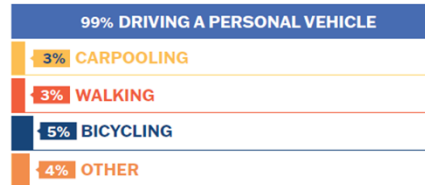
For which of the following trip purposes do you most often travel along the study area section of US 50?



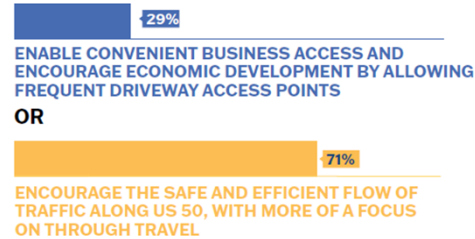
What do you think is currently the biggest problem on or along this section of US 50?



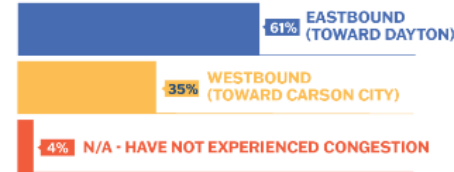
When you travel along US 50, which mode(s) of transportation do you typically use?



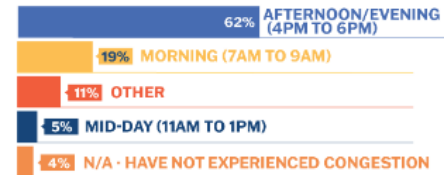
Do you think it is more important for US 50 to:



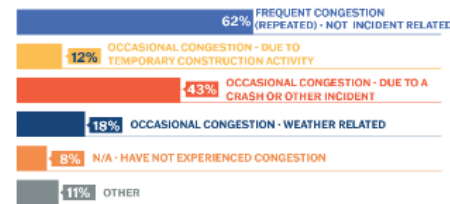
Which direction have you been traveling when you most often experience traffic congestion along the study area section of US 50?



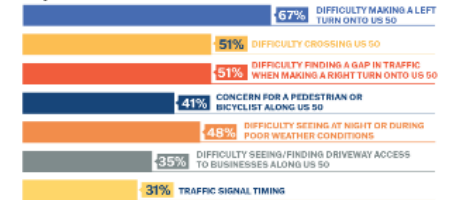
What time of day do you most often experience traffic congestion along the study area section of US 50?



If you have experienced traffic congestion on this section of US 50, what was the main cause?



Which of the following issues have you experienced or have been a cause of concern?



In the past six months, how often has traffic congestion along the study area section of US 50 impacted your ability to drive to destinations in a timely manner?

