



Report: GPA Standard Oversight Report
Account: CARSON-Investment Core FHN
Date: 07/01/2025 - 09/30/2025

Portfolio	
	Portfolio
Par Amount	92,097,216.32
Book Value	91,434,807.62
Market Value	92,157,187.89
Net Unrealized Gain/Loss	722,380.28
Yield at Cost	3.975
Effective Duration	2.200
Maturity in Years	2.633

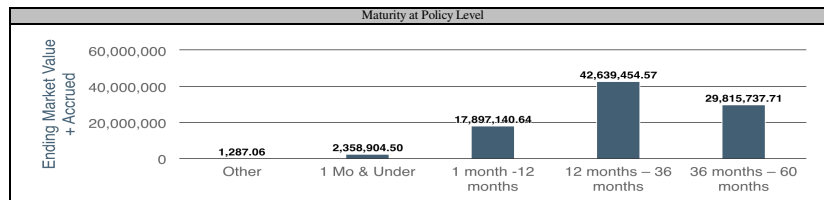
Footnote: 1

Compliance	
Status	Compliant
As of	09/30/2025

Reconciliation	
Status	Reconciled
Last Reconciled For	09/30/2025

Asset Allocation at Policy Level		
GPA Asset Class	Ending Market Value + Accrued	Ending Market Value + Accrued
IADB	2,986,021.86	3.221%
PEFCO	3,913,775.26	4.221%
FNMA	4,768,930.44	5.144%
Other	5,868,781.84	6.330%
Negotiable CD	6,569,173.26	7.086%
FHLMC	7,068,202.19	7.624%
FHLB	10,012,452.22	10.799%
US Treasury	10,108,479.09	10.903%
Asset Backed	11,208,723.54	12.090%
FFCB	13,595,247.13	14.664%
Total	92,712,524.47	100.000%

Footnotes: 2,3,4

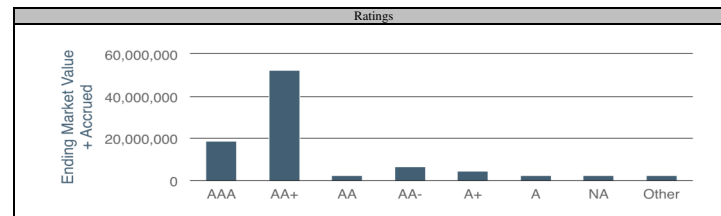
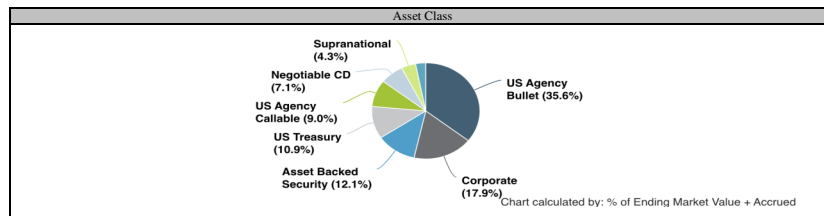


Activity	
	Portfolio
Beginning Book Value	89,517,179.63
Purchases	13,680,978.38
Sales	-5,102,202.08
Net Amortization/Accretion Inco	84,952.63
Net Realized Gain/Loss	5,768.99
Ending Book Value	91,434,807.62

Footnote: 4

Earnings	
	Portfolio
Net Amortization/Accretion Inco	84,952.63
Interest Earned	794,263.48
Net Realized Gain/Loss	5,768.99
Earned Income	879,216.11
Book Yield	3.977

Footnotes: 4,5



- 1: * Weighted by: Market Value
- 2: * Grouped by: GPA Asset Class
- 3: * Groups Sorted by: % of Ending Market Value + Accrued
- 4: * Weighted by: Ending Market Value + Accrued
- 5: * Formula Column: Earned Income = [Interest Earned]+[Net Amortization/Accretion Income]