



Report: GPA Standard Oversight Report
 Account: CARSON-Investment Core FHN
 Date: 10/01/2025 - 12/31/2025

Portfolio	
	Portfolio
Par Amount	93,809,152.30
Book Value	93,252,010.86
Market Value	94,118,909.00
Net Unrealized Gain/Loss	866,898.13
Yield at Cost	3.986
Effective Duration	2.279
Maturity in Years	2.741

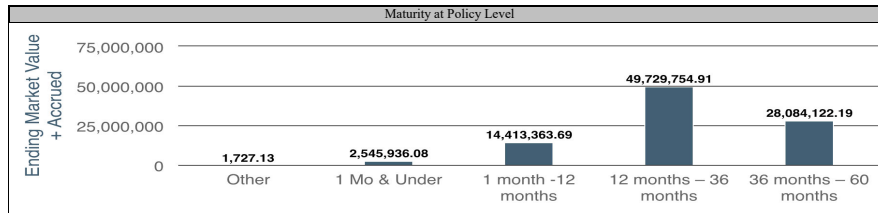
Footnote: 1

Compliance	
Status	Compliant
As of	12/31/2025

Reconciliation	
Status	Not Reconciled
Last Reconciled For	01/19/2026

Asset Allocation at Policy Level		
GPA Asset Class	Ending Market Value + Accrued	% of Ending Market Value + Accrued
Other	2,334,809.76	2.464%
IADB	3,007,908.15	3.174%
PEFCO	3,920,921.32	4.137%
FNMA	4,783,198.83	5.047%
Negotiable CD	6,570,843.79	6.933%
FHLB	8,031,850.29	8.475%
FHLMC	9,851,969.82	10.395%
Asset Backed	12,206,175.22	12.879%
US Treasury	12,463,138.88	13.150%
FFCB	13,643,501.92	14.396%
Total	94,774,904.00	100.000%

Footnotes: 2,3,4

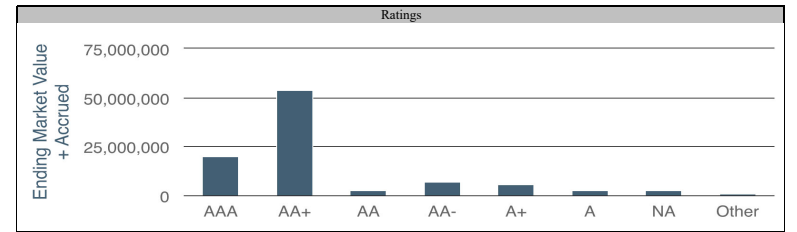
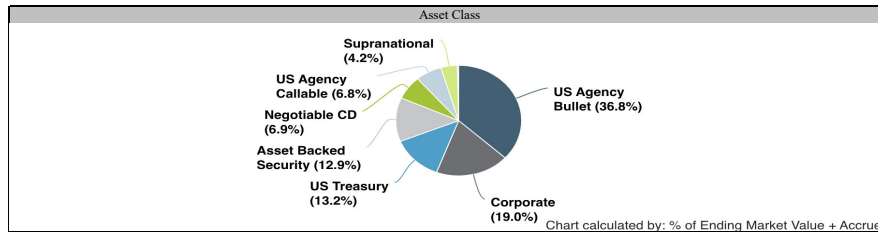


Activity	
	Portfolio
Beginning Book Value	91,434,808.01
Purchases	15,492,064.43
Sales	-8,244,643.66
Net Amortization/Accretion Inco	69,891.18
Net Realized Gain/Loss	0.00
Ending Book Value	93,252,010.86

Footnote: 4

Earnings	
	Portfolio
Net Amortization/Accretion Inco	69,891.18
Interest Earned	849,479.10
Net Realized Gain/Loss	0.00
Earned Income	919,370.28
Book Yield	3.987

Footnotes: 4,5



- 1: * Weighted by: Market Value
- 2: * Grouped by: GPA Asset Class
- 3: * Groups Sorted by: % of Ending Market Value + Accrued
- 4: * Weighted by: Ending Market Value + Accrued
- 5: * Formula Column: Earned Income = [Interest Earned]+[Net Amortization/Accretion Income]