
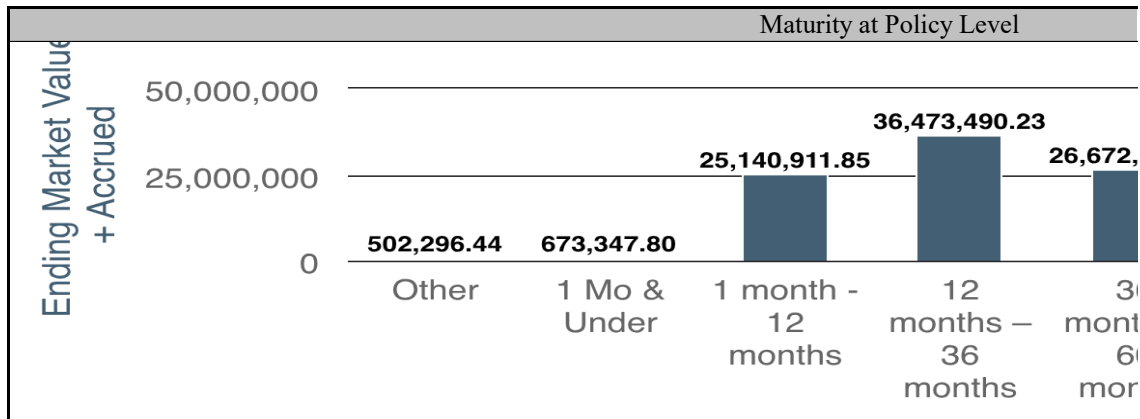


Portfolio	
	<b>Portfolio</b>
Par Amount	99,535,064.25
Book Value	98,060,320.92
Market Value	98,884,676.54
Net Unrealized Gain/Loss	824,355.62
Yield at Cost	4.203
Effective Duration	2.514
Maturity in Years	2.840
Footnote: 1	

Status
As of



- 1: \* Weighted by: Market Value
- 2: \* Grouped by: GPA Asset Class
- 3: \* Groups Sorted by: % of Ending Market Value + Accrued
- 4: \* Weighted by: Ending Market Value + Accrued
- 5: \* Formula Column: Earned Income = [Interest Earned]+[Net Amortization/Accretion Income]

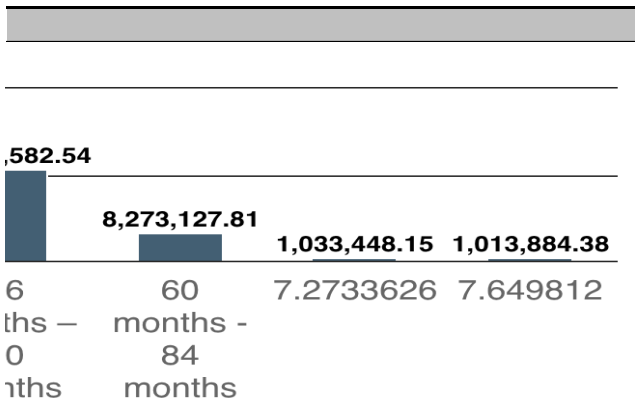


**Report: GPA Standard Oversight Report**  
**Account: CARSON-Investment Core GPA**  
**Date: 10/01/2025 - 12/31/2025**

Compliance
Compliant 12/31/2025

Reconciliation
Custody Reconciliation Status Not Reconciled Custody Last Reconciled For 01/19/2026 Trading System Last Reconciled 12/09/2025

GPA Asset
Cash
Money Market Fund
Asset Backed
FHLMC
TVA
IADB
Corporate
FHLB
US Treasury
FFCB
<b>Total</b>
Footnotes: 2,3,4

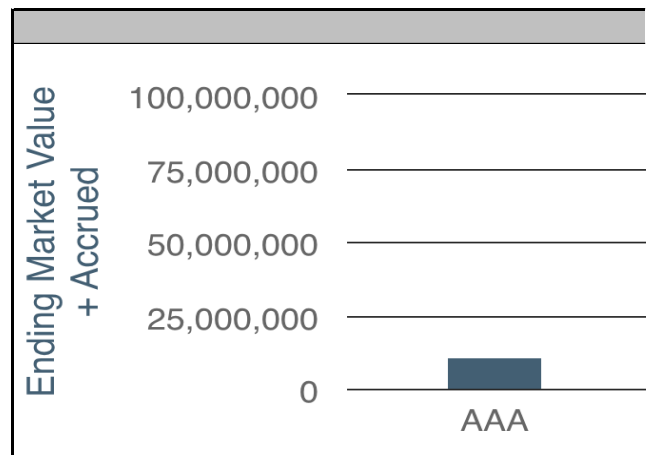


Activity	Portfolio
Beginning Book Value	96,091
Purchases	6,746
Sales	-2,378
Net Amortization/Accretion Income	100
Net Realized Gain/Loss	
Ending Book Value	98,060

Footnote: 4

3 Agency  
 11let (57.0%)

ft calculated by: % of Ending Market Value + Accrued





Asset Allocation at Policy Level		
Asset Class	Ending Market Value + Accrual	% of Ending Market Value + Accrual
	1,716.45	0.002%
	673,347.80	0.675%
	2,072,257.78	2.077%
	2,865,909.00	2.872%
	3,572,703.02	3.580%
	3,936,675.57	3.945%
	11,462,608.12	11.488%
	18,662,711.72	18.703%
	23,611,887.70	23.663%
	32,923,272.06	32.995%
	<b>99,783,089.21</b>	<b>100.000%</b>

	Earnings	
		Portfolio
1,417.50	Net Amortization/Accretion Income	100,861.00
1,353.70	Interest Earned	928,891.86
1,936.30	Net Realized Gain/Loss	0.00
1,861.00	Earned Income	1,029,752.86
0.00	Book Yield	4.203
1,320.92		
	Footnotes: 4,5	

